

# Technische Daten Ivalo 58-A

Wandaußenmaß (B x T): 480 x 380 cm

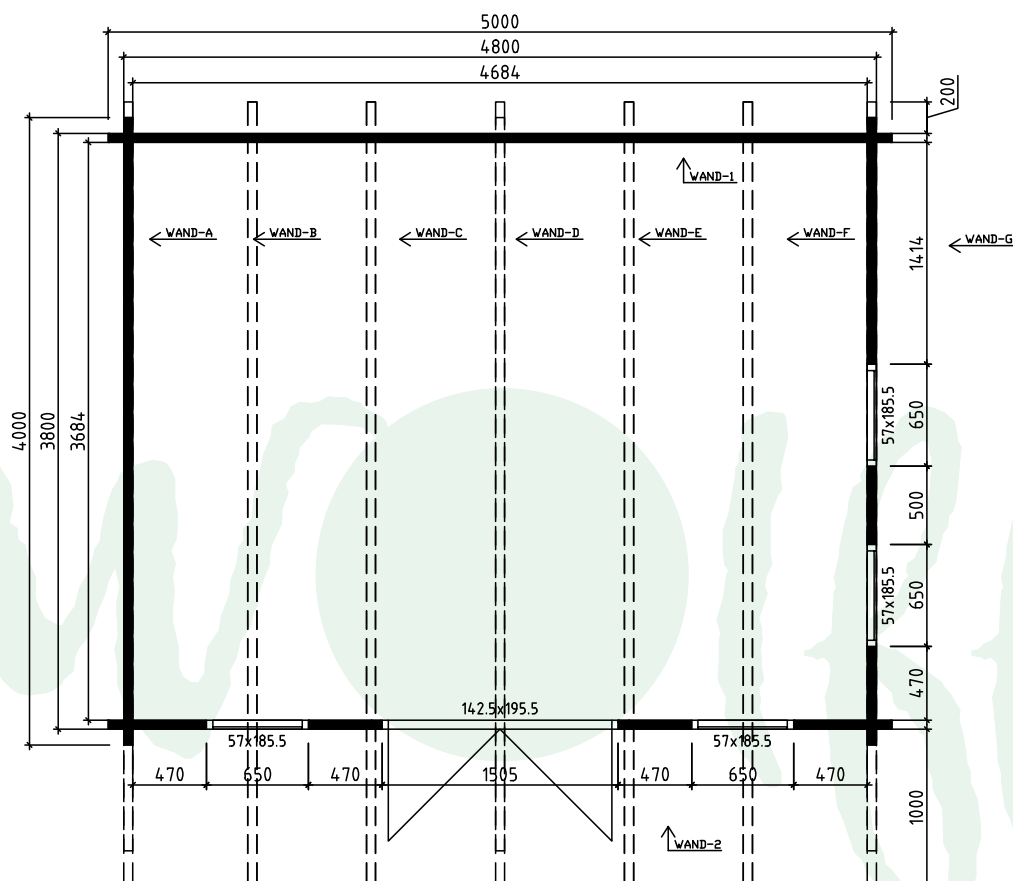
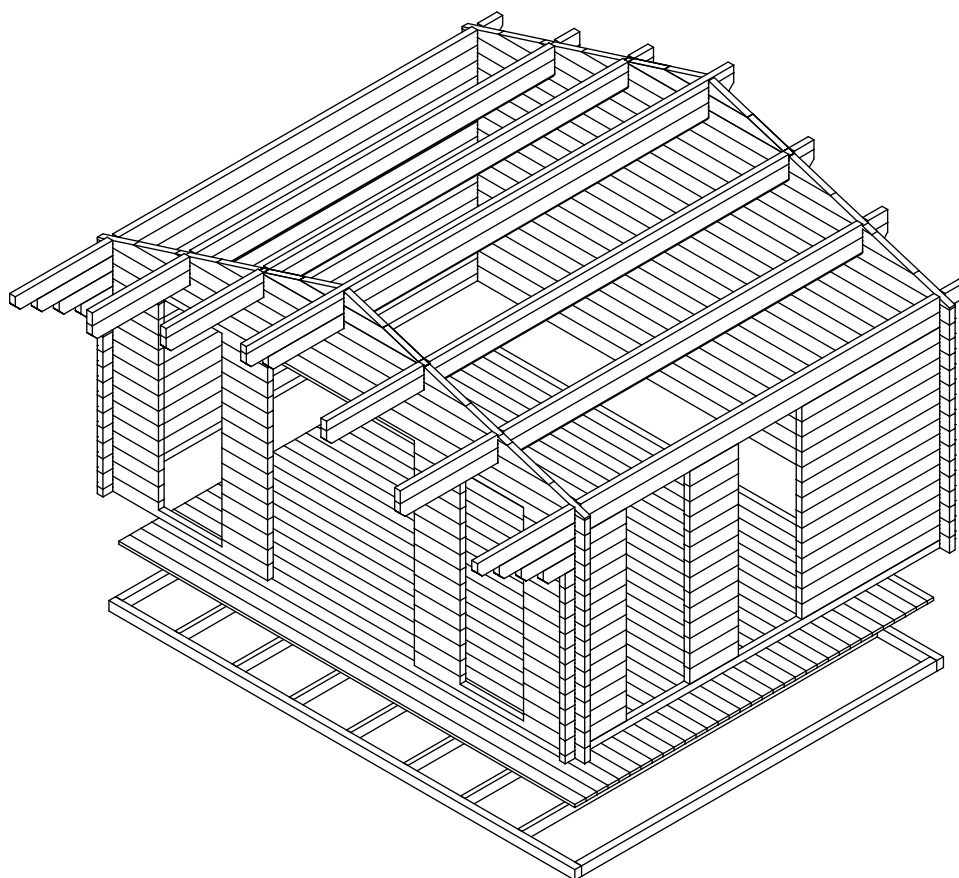
Bohlenstärke: 58 mm




Kontrolliert durch:

Achtung: Alle angegebenen Maße sind ca.-Maße!

# Grundriss und 3D-Darstellung Ivalo 58-A

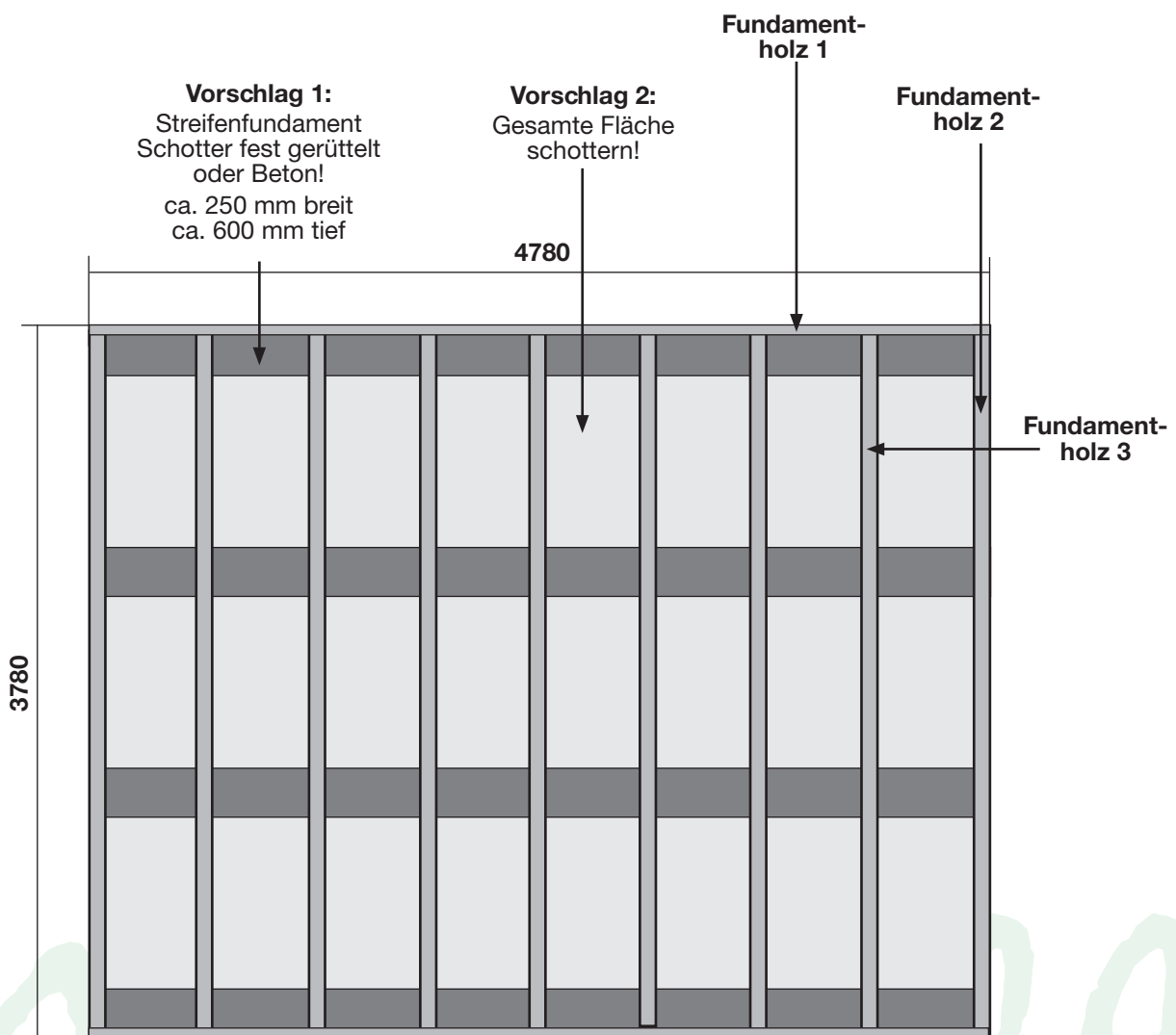


# Lagerholzplan Ivalo 58-A



# Fundamentplan Ivalo 58-A

Haustyp	Anzahl der Fundamenthölzer (B x H x L)
Ivalo 58-A	Fundamentholz 1: 2 (68 x 94 x 4780 mm) Fundamentholz 2: 2 (68 x 94 x 3644 mm) Fundamentholz 2: 7 (44 x 94 x 3644 mm)



**Dieser Fundamentplan ist ein unverbindlicher Vorschlag und kann individuell verändert werden!**

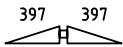
























# Teileliste 1

## Ivalo 58-A

Pos		Stck	Profil (mm)	Länge (mm)
001		2	58x135	5000
002		1	58x135	5000
003		5	58x135	5000
004		1	58x116	5000
005		1	58x86	5000
006		1	58x68	5000
007		1	58x86	5000
008		1	58x116	5000
009		1	58x135	5000
010		17	58x135	5000
011		1	58x135	5000
012		2	58x135	4675
013		1	58x135	4675
014		1	58x135	4450
015		2	58x135	4258
016		1	58x135	4225
017		2	58x68	4000
018		12	58x135	4000
019		2	58x135	3407
020		2	58x135	2555
021		2	58x135	1748
022		2	58x135	1703
023		14	58x135	1572
024		1	58x135	1078
025		1	58x135	853


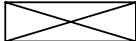
# Teileliste 2

## Ivalo 58-A

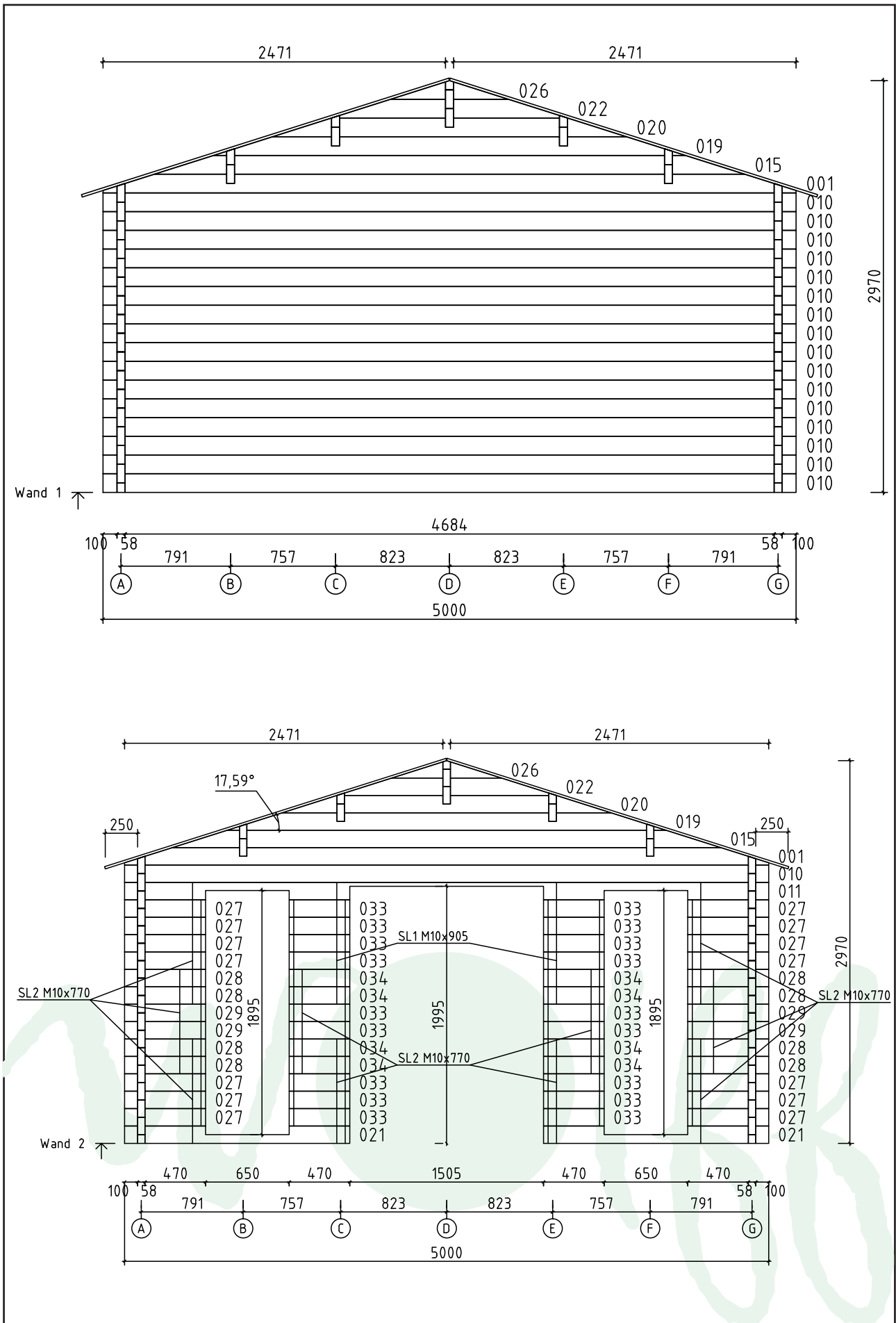
Pos		Stck	Profil (mm)	Länge (mm)	
026		2	58x126	852	
027		14	58x135	628	
028		8	58x135	628	
029		4	58x135	628	
030		12	58x135	628	
031		10	58x135	500	
032		4	58x135	500	
033		18	58x135	470	
034		8	58x135	470	
FH3	FUNDAMENTHÖLZER 	2	68x94	4780	
FH1	FUNDAMENTHÖLZER 	2	68x94	3644	
FH2	FUNDAMENTHÖLZER 	7	44x94	3644	
LE1	LEISTE 	5	40x18	3684	
	FUSSBODENBRETTER 	33+1	113x28	4680	
	DACHBRETTER 	90+1 116+1	113x18 88x18	2780	
	ABDECKLEISTEN 	✓	15x28	20,0	
	FUSSBODENLEISTE 	✓	14x55	17,0	
	GIEBELBRETTER 	17,6° ✓	4	94x18	2860
	GIEBELBRETTER 	17,6° ✓	4	120x18	2860
	GIEBELDECKLEISTE 	✓	4	60x18	2860
	GIEBELLEISTE 	17,6° ✓	4	60x18	2860
	T-LEISTE 55x48 	4		1715	
	T-LEISTE 55x48 	6		1850	
	TRAUFBRETTER 	2	94x18	5000	
	TRAUFBENLEISTE 40x18 	4	40x18	2500	

# Teileliste 3

## Ivalo 58-A

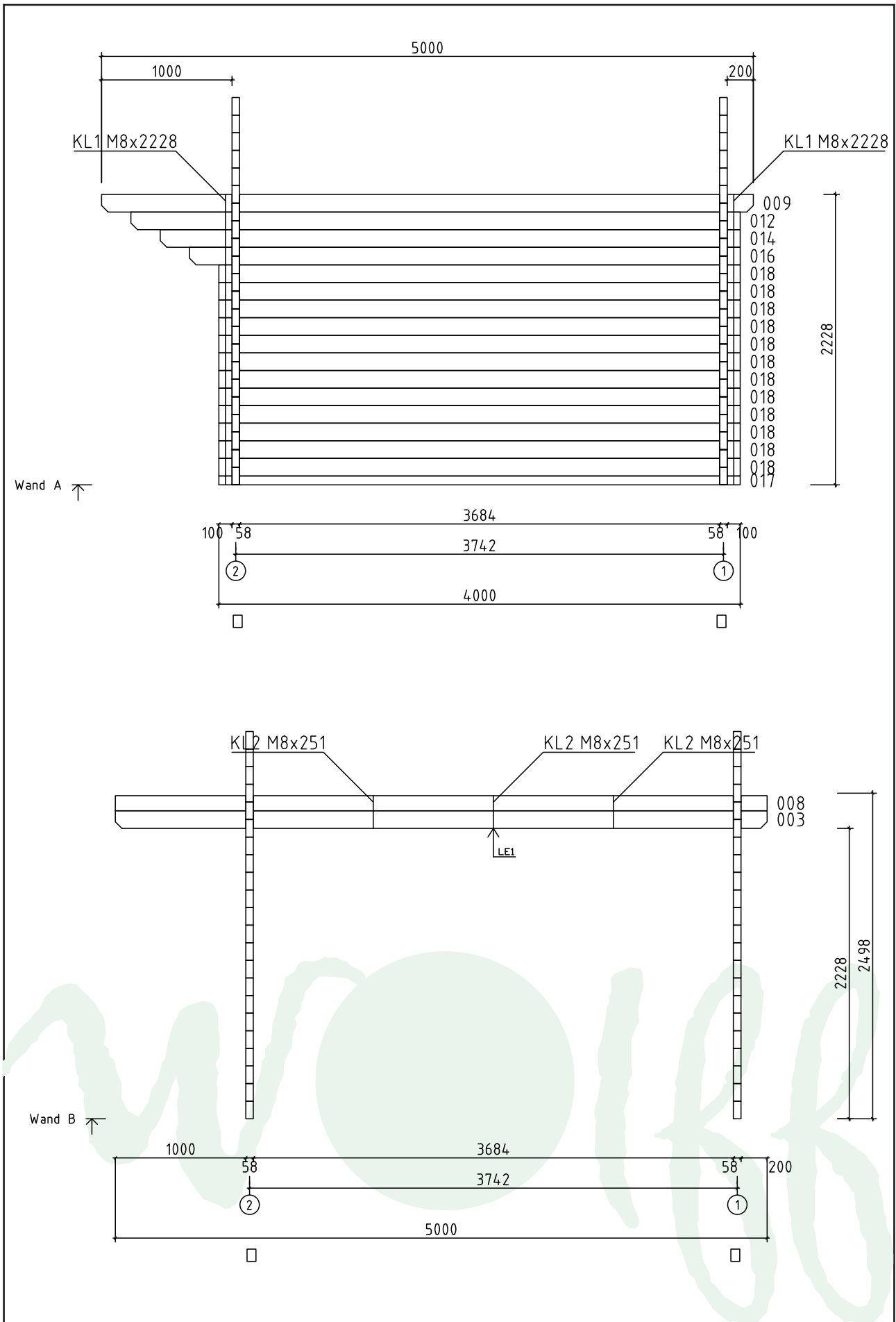
Pos		Stck	Profil (mm)	Länge (mm)
	Giebelsegment 	2		
	FENSTER 570x1855 zum öffnen	2	Langeoog L 58	
	FENSTER 570x1855 öffnet nicht	2	Langeoog L 58	
	TÜR 1425x1955 DIN rechts	1	Langeoog 58	
KL1	Gewindestange M8	4 4	M8	2000 260
KL2	Gewindestange M8	6	M8	251
KL3	Gewindestange M8	6	M8	221
KL4	Gewindestange M8	3	M8	337
SL1	Metalstange	2	M10	905
SL2	Metalstange	13	M10	770
	Befestigungsmutter für Gewindestangen	4	M8	
	Mutter, U-Scheibe	38		
	Schlaghölzer 	3		250-400
	Schrauben 3,0x30 Abdeckleiste Fussbodenleiste	74		
	Schrauben 3,5x35 Traufenleiste 40mm	20		
	Schrauben 3,5x45 Giebelleisten, Giebelbretter Giebelsegment, Traufenbretter	116		
	Schrauben 5,0x100 Lagerhölzer	36		
	Nägel 2,5x50 Dachbretter	936		
	Nägel 2,5x60 Fussbodenbretter	550		
	✓ - bitte selber anpassen (falls nötig)			

# Wandplan 1 und 2 Ivalo 58-A



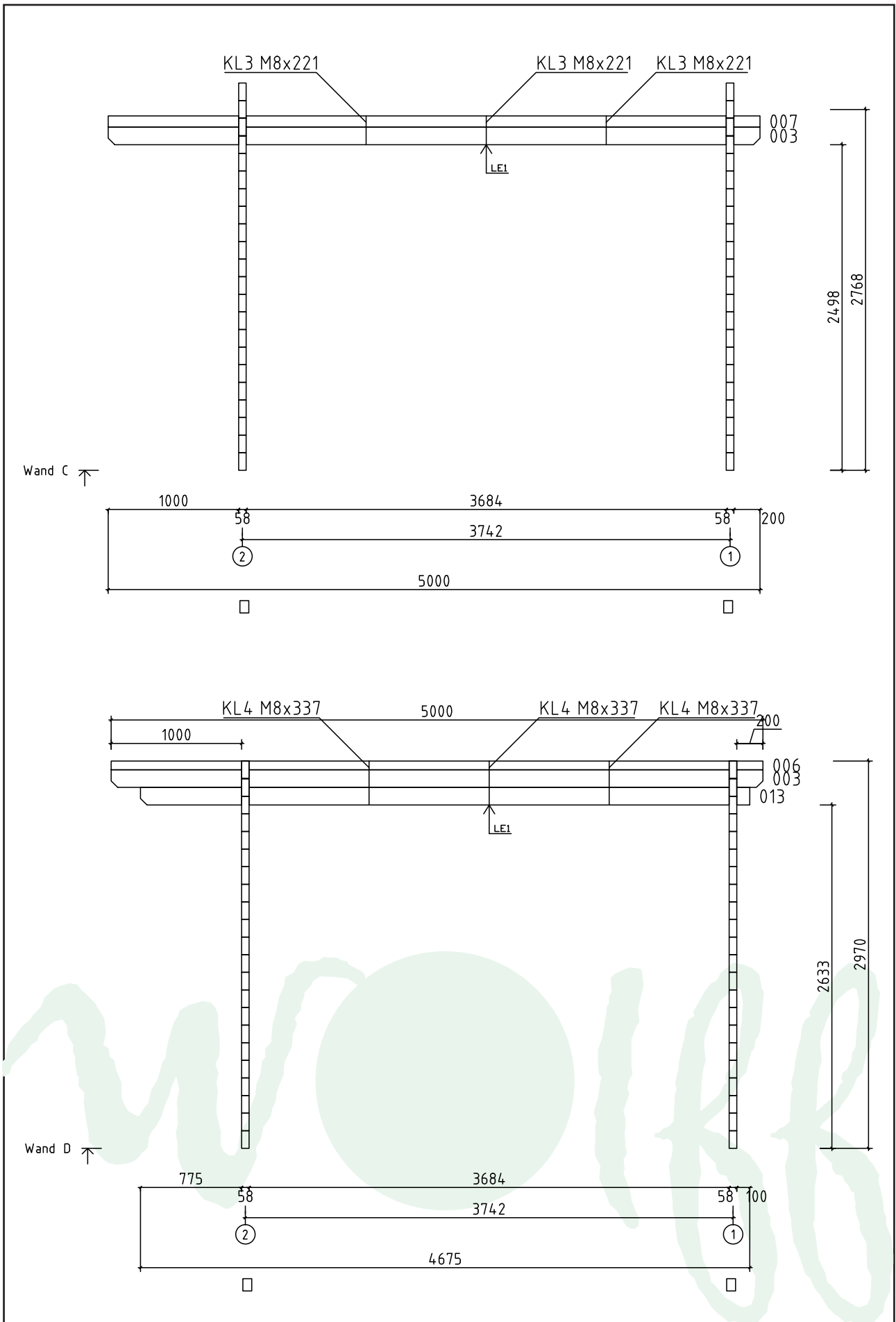


# Wandplan A und B Ivalo 58-A

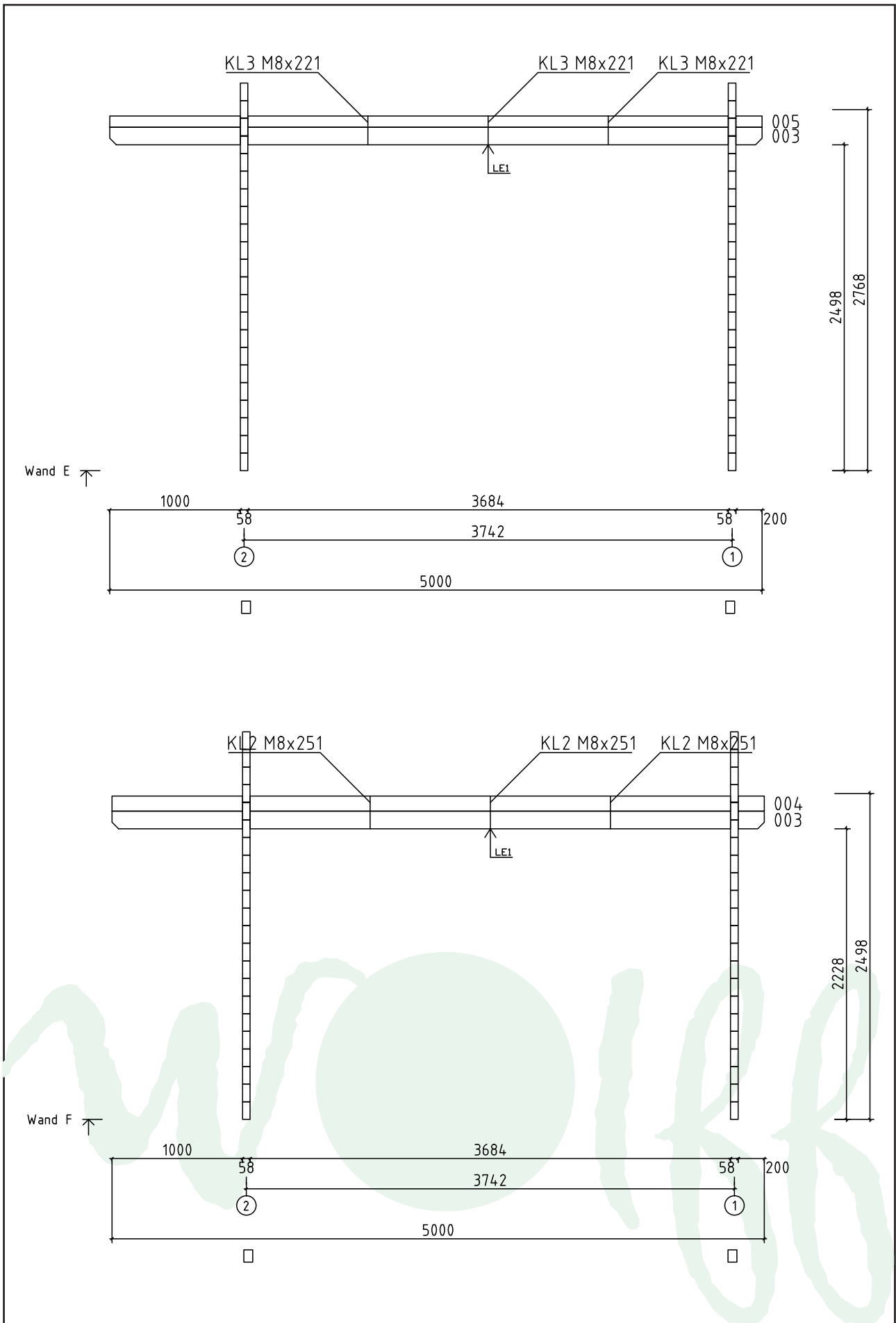


# Wandplan C und D

## Ivalo 58-A



# Wandplan E und F Ivalo 58-A



# Wandplan G

## Ivalo 58-A

