

Göteborg 70-C

Wandaußenmaß: 414 x 571 cm

Bohlenstärke: 70 mm

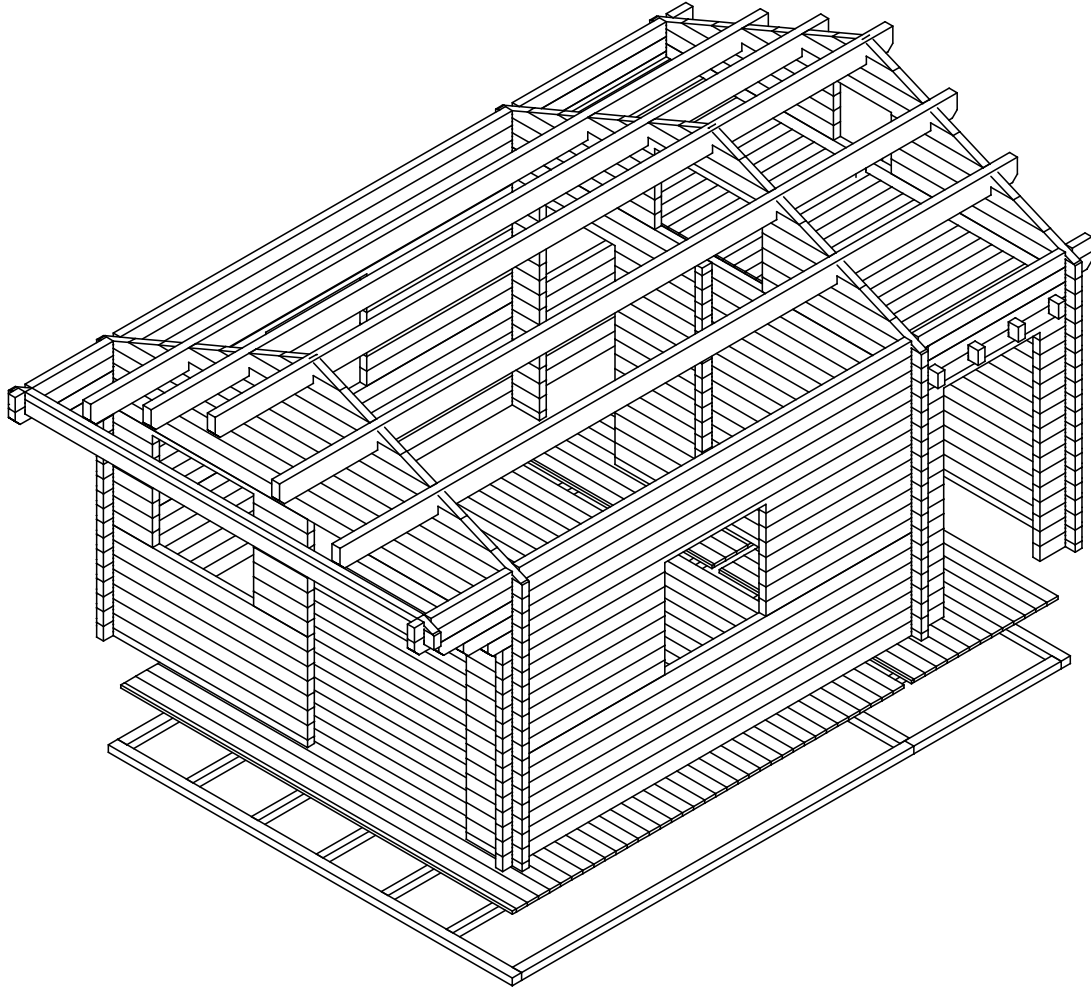
Göteborg 70-B



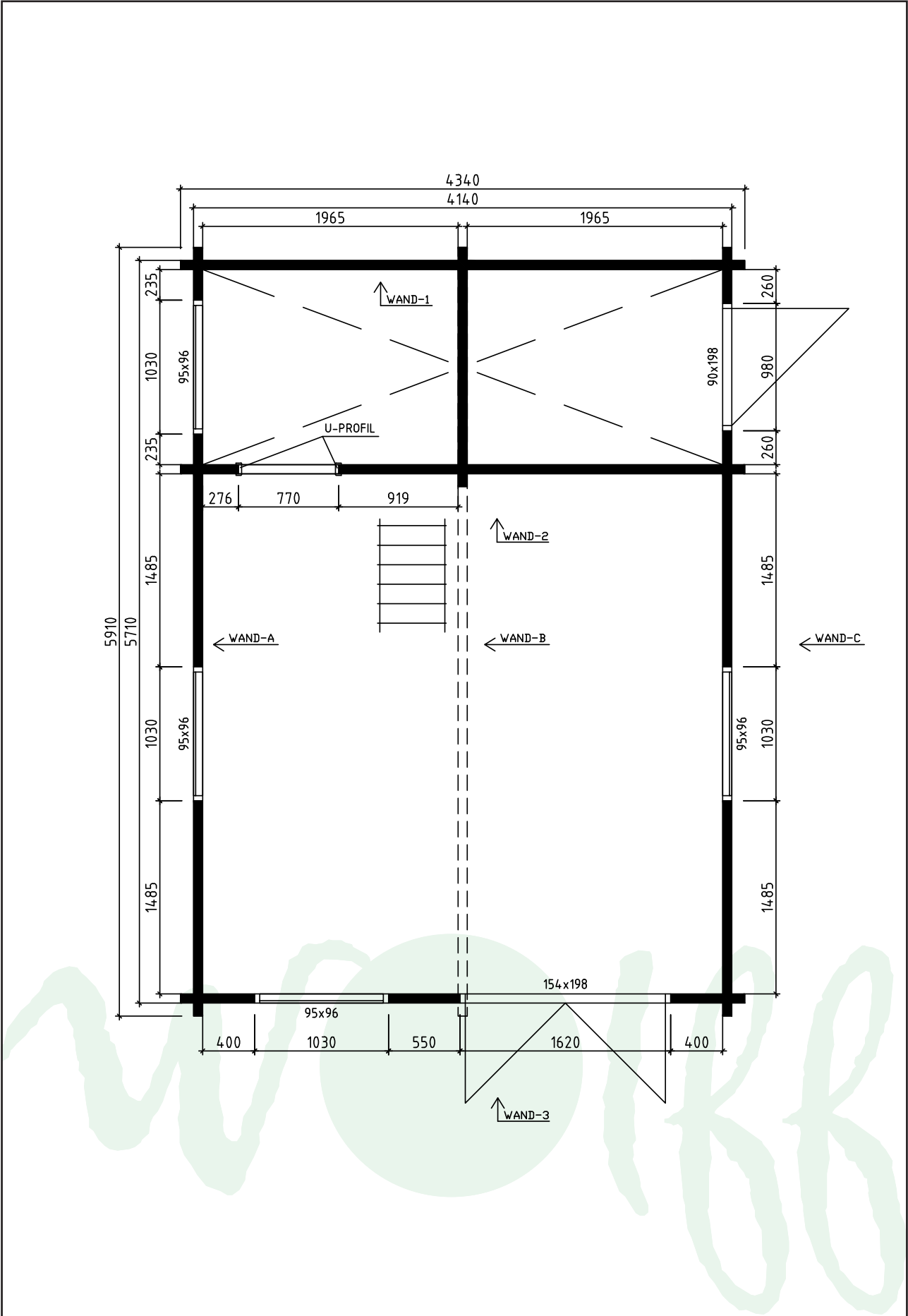
Kontrolliert durch:

Achtung: Alle angegebenen Maße sind ca.-Maße!

3D-Ansicht Göteborg 70-C




Grundriss Göteborg 70-C



Lagerholzplan und Fundamentplan Göteborg 70-C

Wir empfehlen als Fundament für Ihr Gartenhaus eine vollflächig,
festgegründete gepflasterte oder betonierte Fläche.
Wahlweise ist auch ein Punkt- oder Streifenfundament möglich.



Dieser Fundamentplan ist ein unverbindlicher Vorschlag und kann
individuell verändert werden!

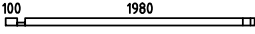
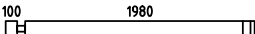
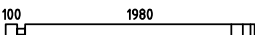
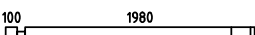
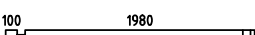
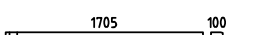
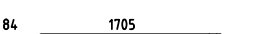

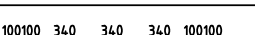
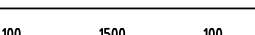















Teileliste 1

Göteborg 70-C

Pos		Stck	Profil (mm)	Länge (mm)
001		7	70x130	5910
002		1	70x130	5910
003		2	70x130	5240
004		1	70x130	5105
005		1	70x130	5105
006		2	70x130	4855
007		2	70x130	4605
008		1	70x130	4500
009		7	70x130	4500
010		2	70x130	4355
011		2	70x130	4340
012		2	70x130	4340
013		18	70x130	4340
014		1	70x130	4340
015		1	70x65	4340
016		3	70x130	4340
017		1	70x65	4308
018		1	70x130	4308
019		1	70x130	3692
020		1	70x65	3124
021		14	70x130	3124
022		1	70x130	3077
023		1	70x130	2462
024		1	70x130	2462
025		1	70x130	2462



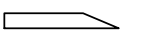






















Teileliste 2

Göteborg 70-C

Pos		Stck	Profil (mm)	Länge (mm)
026		1	70x65	2150
027		4	70x130	2150
028		1	70x130	2150
029		2	70x130	2150
030		1	70x130	2150
031		2	70x130	1875
032		2	70x130	1859
033		3	70x130	1846
034		1	70x130	1840
035		16	70x130	1840
036		7	70x130	1815
037		1	70x130	1805
038		1	70x130	1805
039		7	70x130	1790
040		2	70x130	1705
041		2	70x130	1705
042		1	70x130	1705
043		1	70x130	1705
044		2	70x130	1670
045		14	70x130	1655
046		2	70x130	1620
047		2	70x130	1620
048		2	70x130	1604
049		2	70x130	1551
050		2	70x130	1296





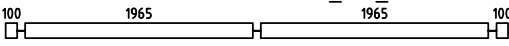

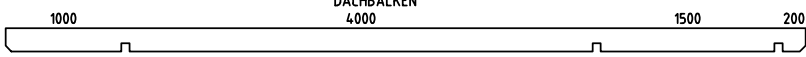
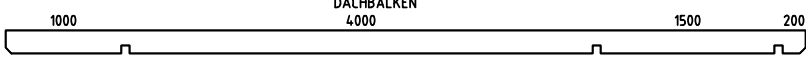

















Teileliste 3

Göteborg 70-C

Pos		Stck	Profil (mm)	Länge (mm)
051		2	70x130	1243
052		3	70x130	1231
053		2	70x130	988
054		3	70x130	615
055		9	70x130	570
056		2	70x130	570
057		4	70x130	570
058		1	70x65	570
059		7	70x130	570
060		2	70x130	550
061		1	70x130	550
062		4	70x130	550
063		1	70x65	446
064		8	70x130	446
065		2	70x130	446
066		4	70x130	446
067		15	70x130	430
068		7	70x130	405
069		3	70x65	340
070		1	70x65	270
071		1	70x130	270
FH7		2	94x68	4120
FH1		2	94x68	4001
FH8		1	94x68	3932
FH2		2	94x68	1501

Teileliste 4

Göteborg 70-C

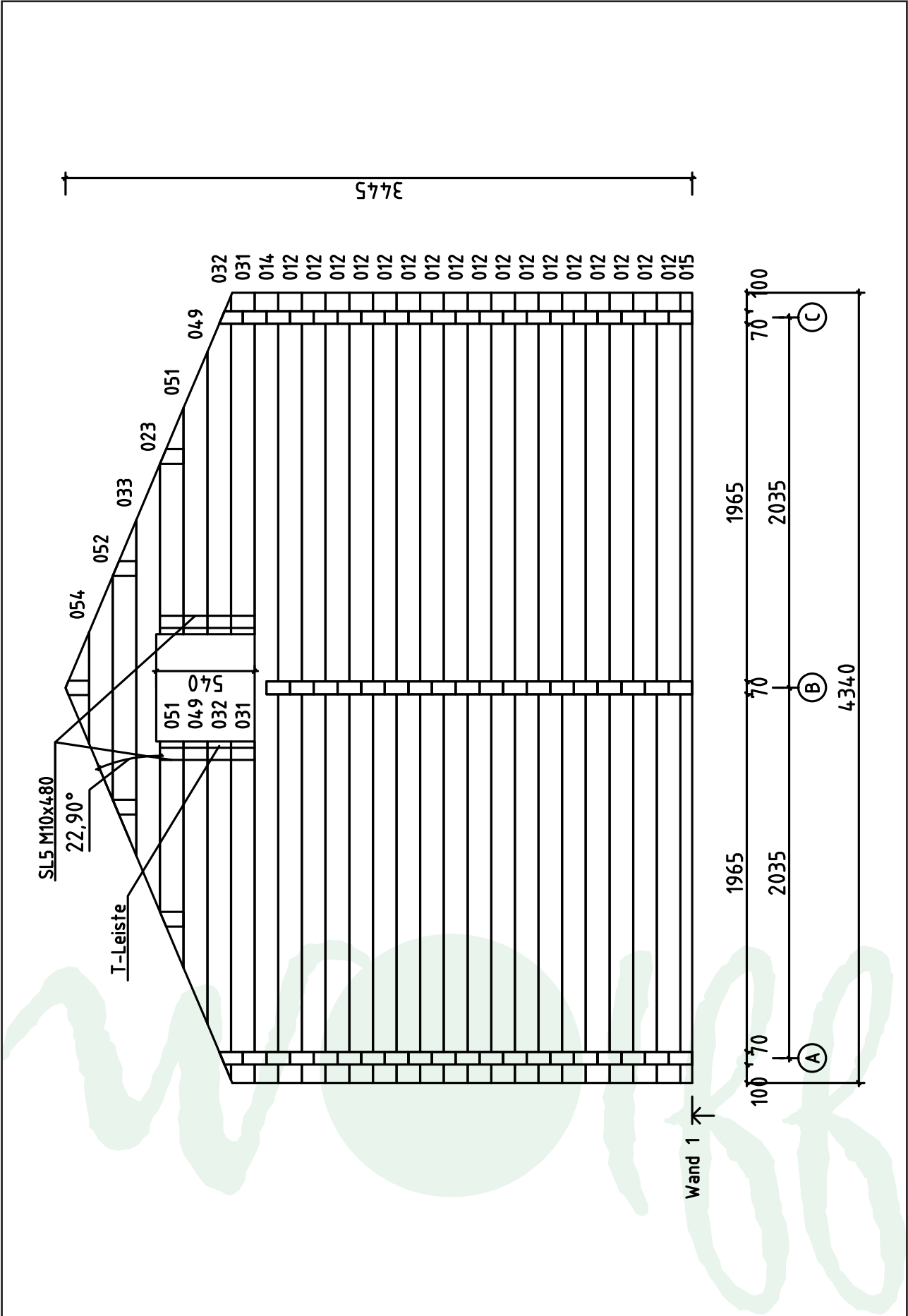
Pos		Stck	Profil (mm)	Länge (mm)
FH6	 FUNDAMENTHÖLZER	1	94x68	1454
FH4	 FUNDAMENTHÖLZER	5	68x68	3954
FH3	 FUNDAMENTHÖLZER	4	68x68	1454
FH5	 FUNDAMENTHÖLZER	1	44x68	1454
ÜT1	 KANT_TALA	4	70x130	4340
DB1	 DACHBALKEN 4000	2	80x200	6910
DB3	 DACHBALKEN 4000	2	80x200	6910
DB2	 DACHBALKEN 4000	1	80x200	6910
	FUSSBODENBRETTER 	36+1	113x28	3995
	FUSSBODENBRETTER 	28	113x28	1960
	DACHBRETTER 	124+1 160+1	113x18 88x18	2520
	SCHLAFBODENBRETTER 	36+1 47+1	113x18 88x18	1495
	ABDECKLEISTEN  ✓		15x28	33,0
	FUSSBODENLEISTE  ✓		14x55	30,0
	DACHPAPPENFIXIERUNG 	8	40x18	1728
	U-PROFIL  ✓	2	94x44	790
	U-PROFIL  ✓	1	94x44	770
	U-PROFIL  ✓	2	94x44	1100
	U-PROFIL  ✓	2	94x44	1930
	GIEBELBRETTER  22,9° ✓	4	94x18	2600
	GIEBELDECKLEISTE  ✓	4	60x18	2600
	GIEBELLEISTE  22,9° ✓	4	60x18	2600
	GIEBELZIERBRETTER  22,9° ✓	4	120x18	2600
	TRAUFBRETTER 	4	94x18	3455
	Giebelsegment 	2		

Teileliste 5

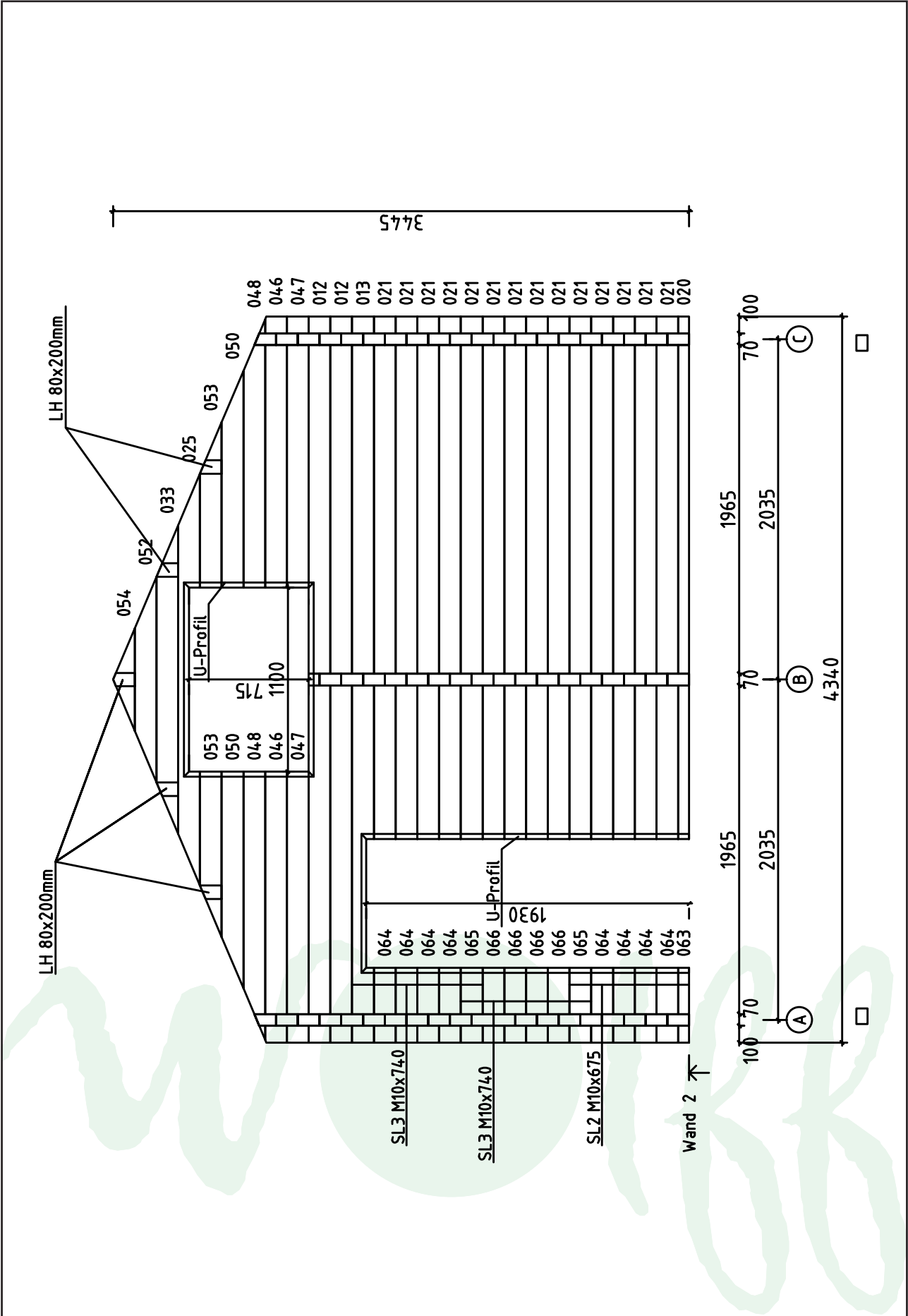
Göteborg 70-C

Pos		Stck	Profil (mm)	Länge (mm)
	FENSTER 510x510	1	No 1	
	FENSTER 950x960	4	No 3	
	TÜR 1540x1980 DIN rechts	1	No 12	
	TÜR 900x1980 DIN rechts	1	No 10-B	
	T-Leiste 	8	55x48	880
	T-Leiste 	2	55x48	1975
	T-Leiste 	2	55x48	1910
	T-Leiste 	2	55x48	490
KL1	Gewindestange M8	4 4	M8	2000 630
SL1	Metallstange M10	4	M10	870
SL2	Metallstange M10	3	M10	675
SL3	Metallstange M10	6	M10	740
SL4	Metallstange M10	2	M10	610
SL5	Metallstange M10	2	M10	480
	Distanzmuffen für Gewindestangen	4	M8	
	Mutter, U-Scheibe	8	M8	
	Schlaghölzer 	3		250-400
	Schrauben 3,5x45		1 Beutel	
	Nägel 2,5x50 Nägel 2,5x60		1 Beutel 1 Beutel	
	Dachpappnägel 2,0x18		1 Beutel	
	Dachpappe		Rolle	
	Verbindungsstreifen+ befestigung für verbinden der Wandbohlen 	8		
	Holz-Klotzen für verbinden der Wandbohlen	2		
	TREPPE	1		
	✓ - bitte selber anpassen (falls nötig)			

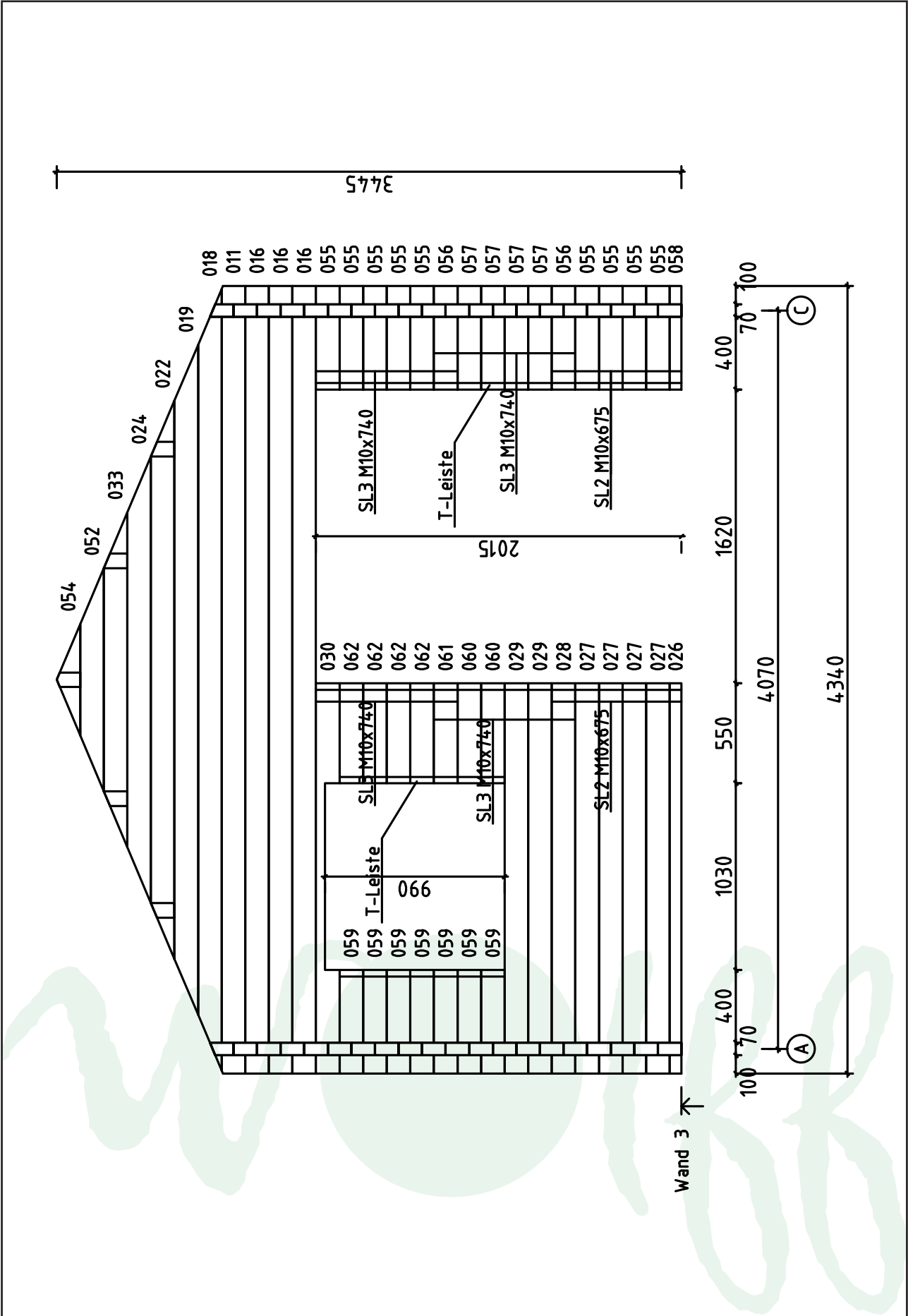
Wand 1 Göteborg 70-C



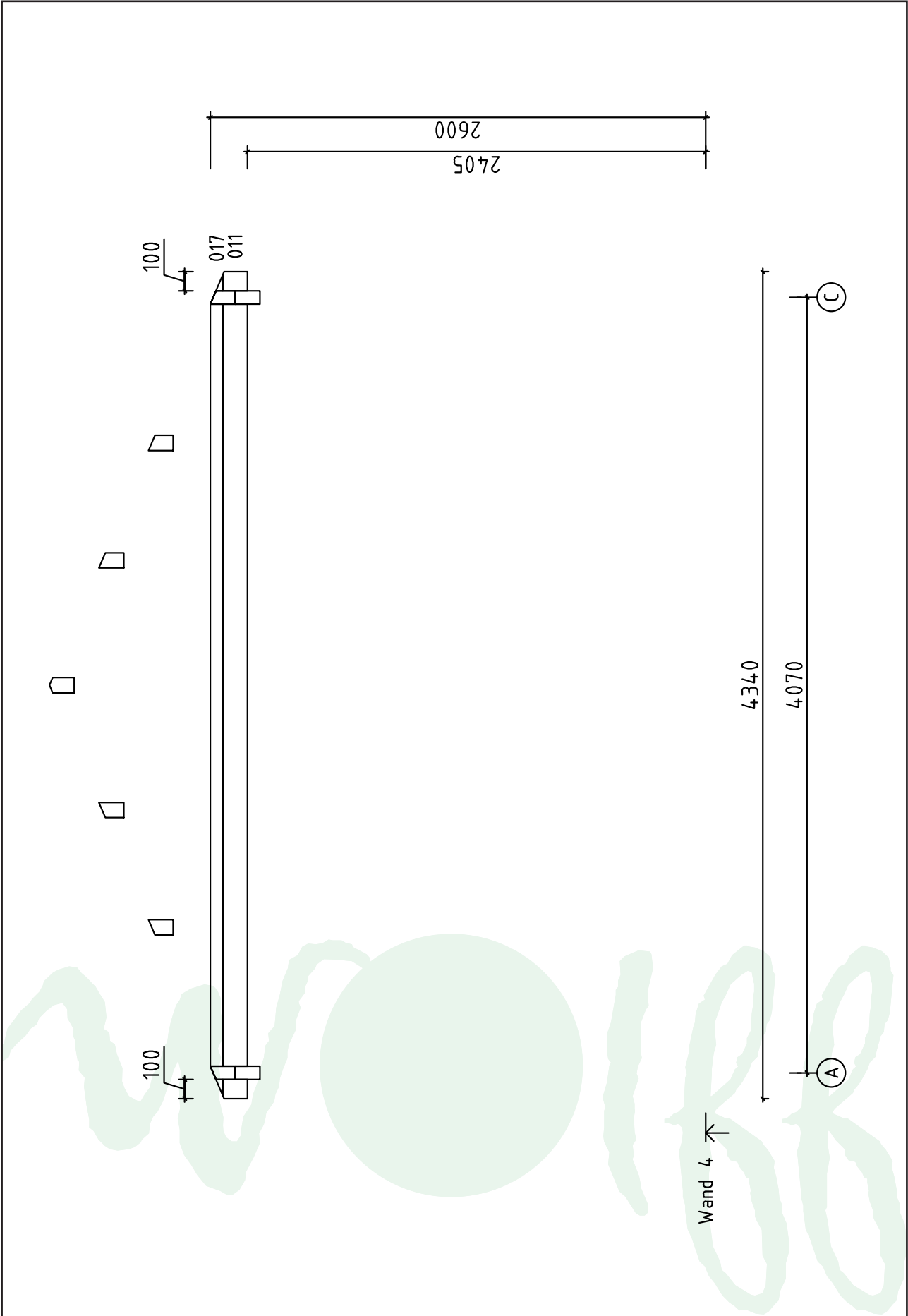
Wand 2 Göteborg 70-C



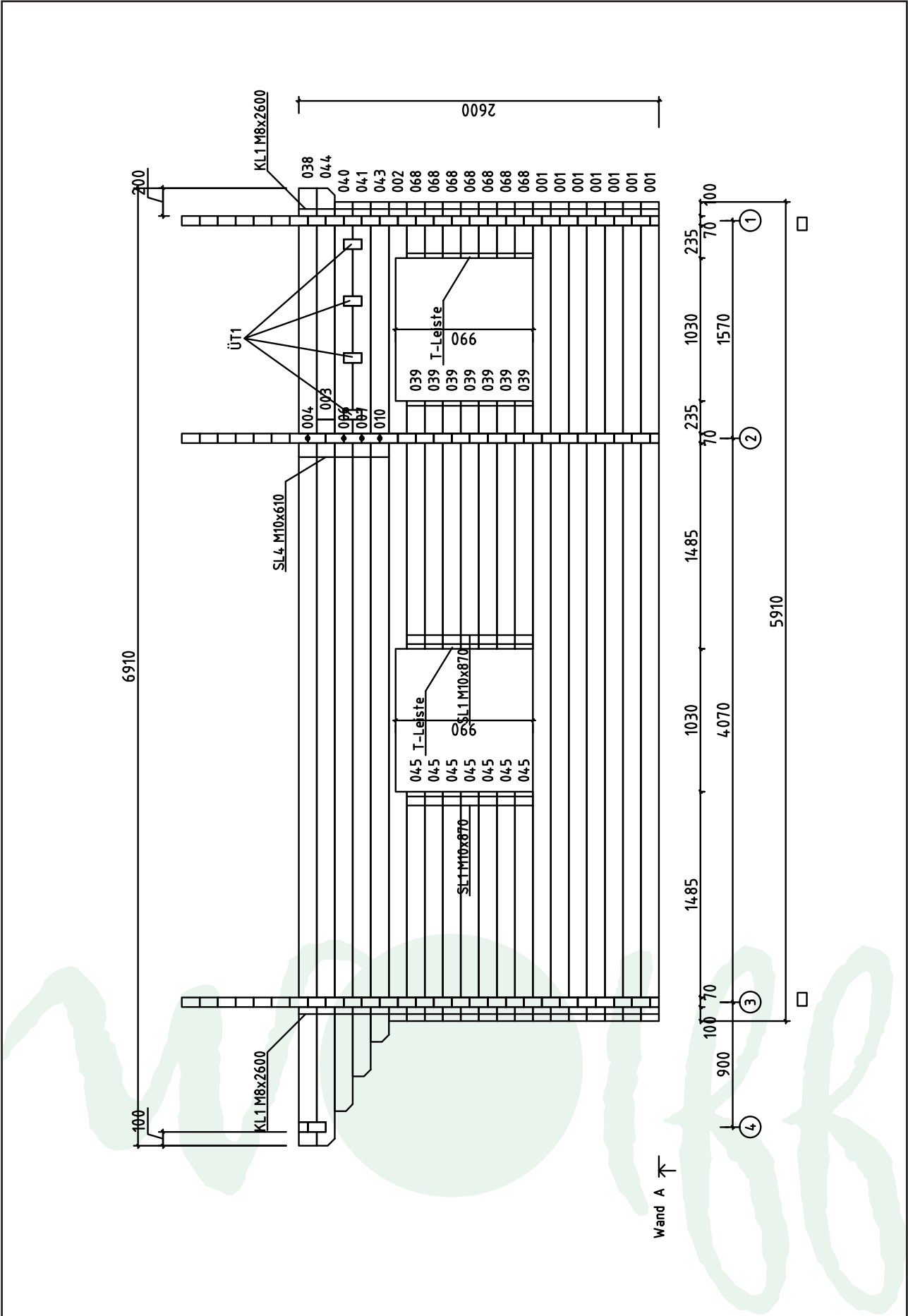
Wand 3 Göteborg 70-C



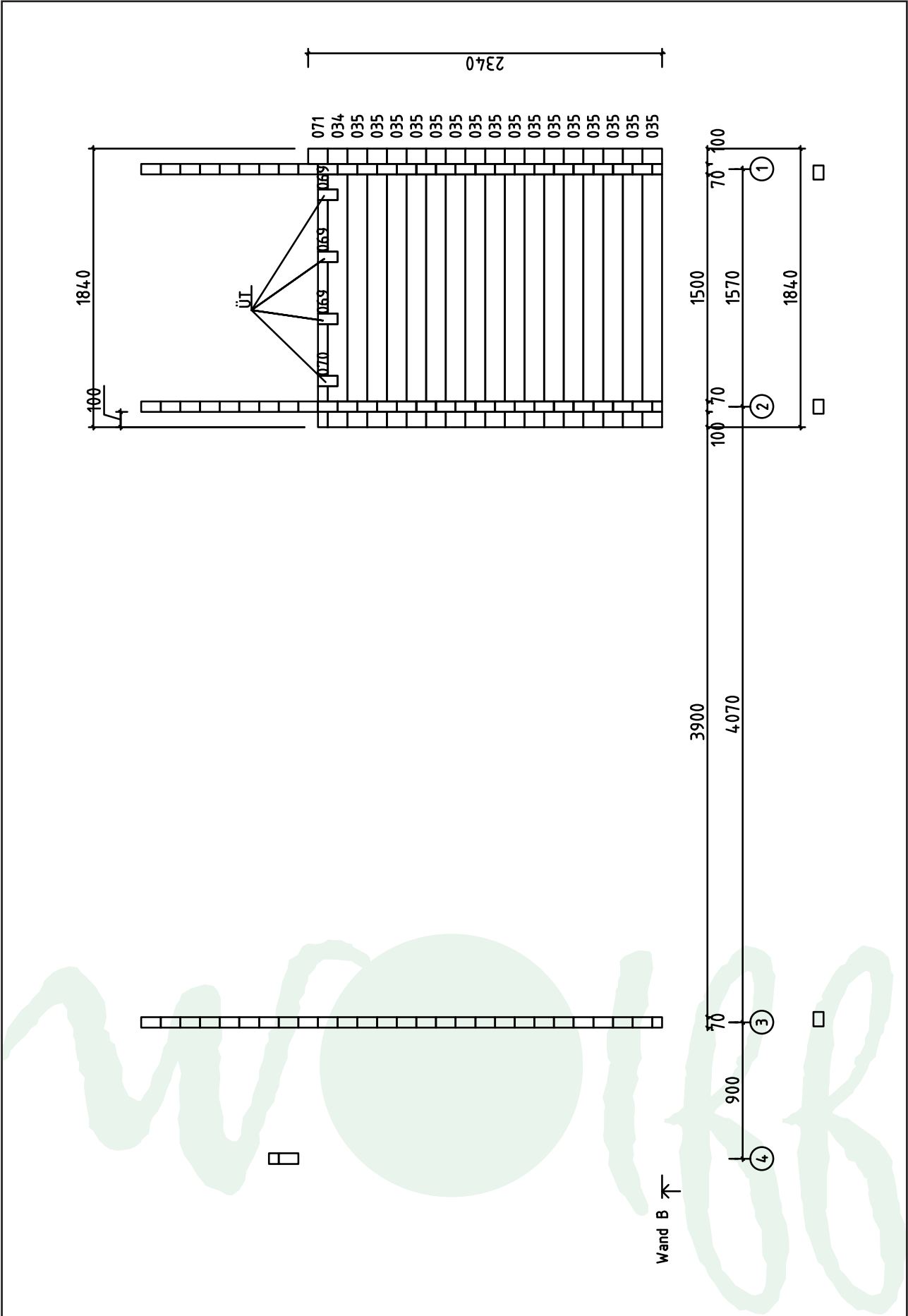
Wand 4 Göteborg 70-C



Wand A Göteborg 70-C



Wand B Göteborg 70-C



Wand C Göteborg 70-C

