

Spessart 70-B

Wandaußenmaß: 575 x 867 cm

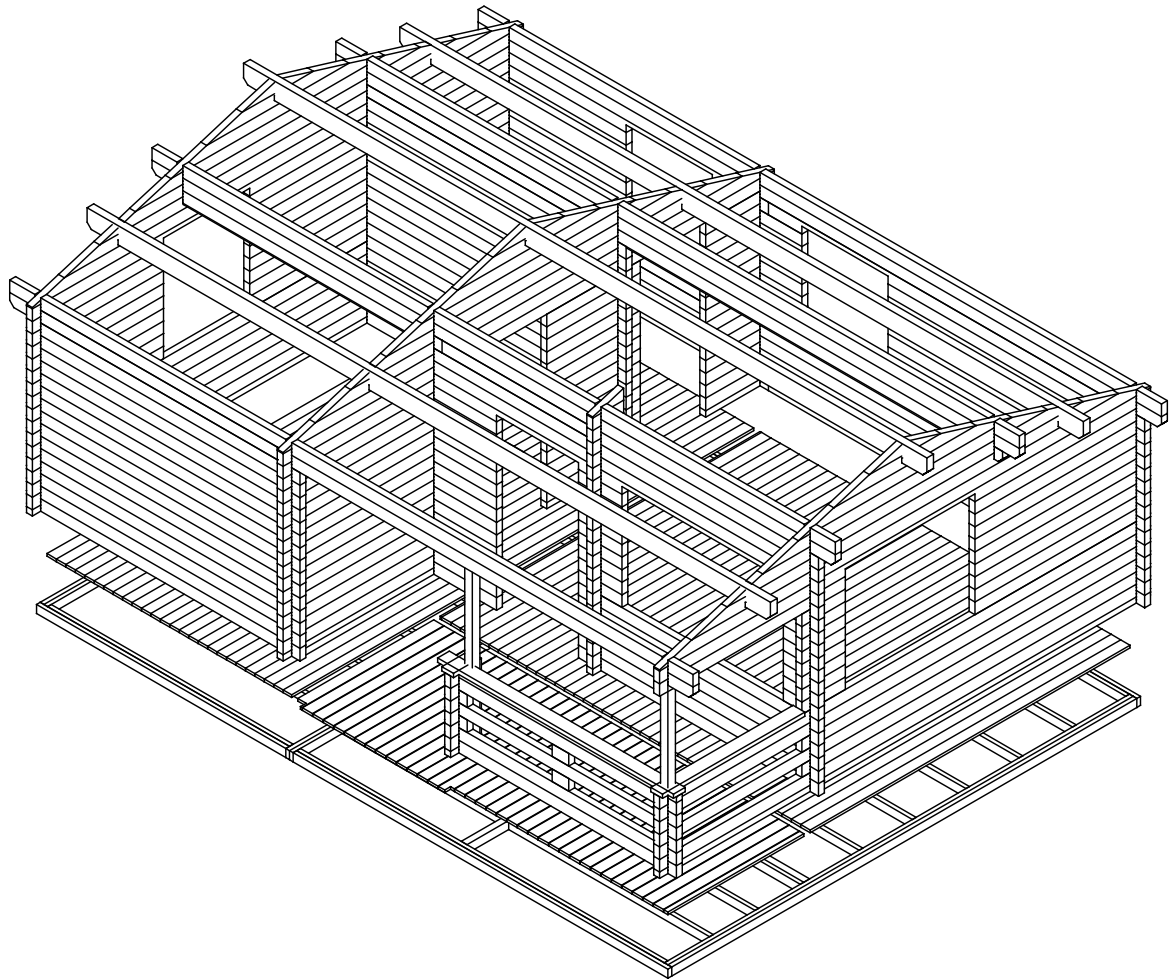
Bohlenstärke: 70 mm



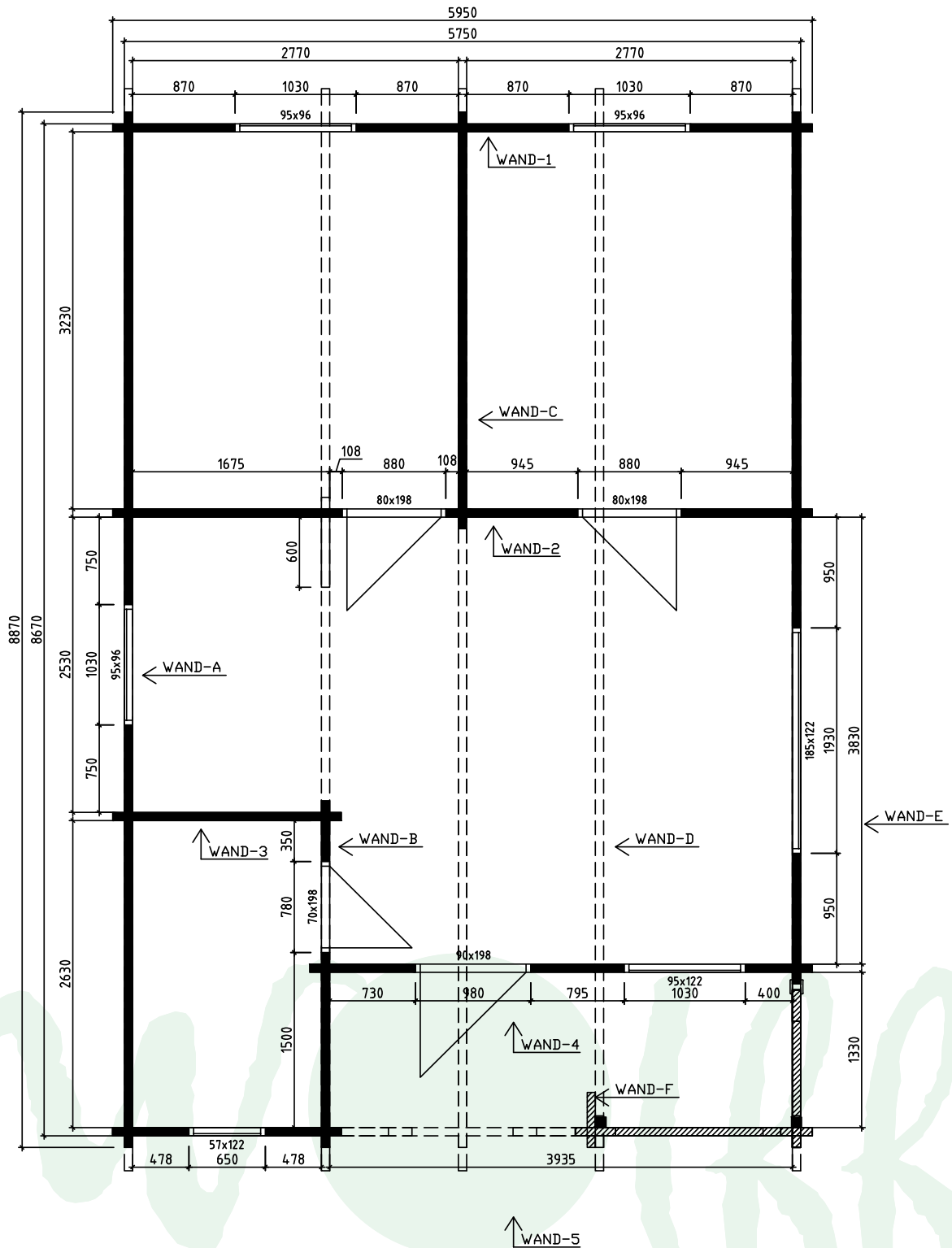
Kontrolliert durch:

Achtung: Alle angegebenen Maße sind ca.-Maße!

3D-Ansicht Spessart 70-B

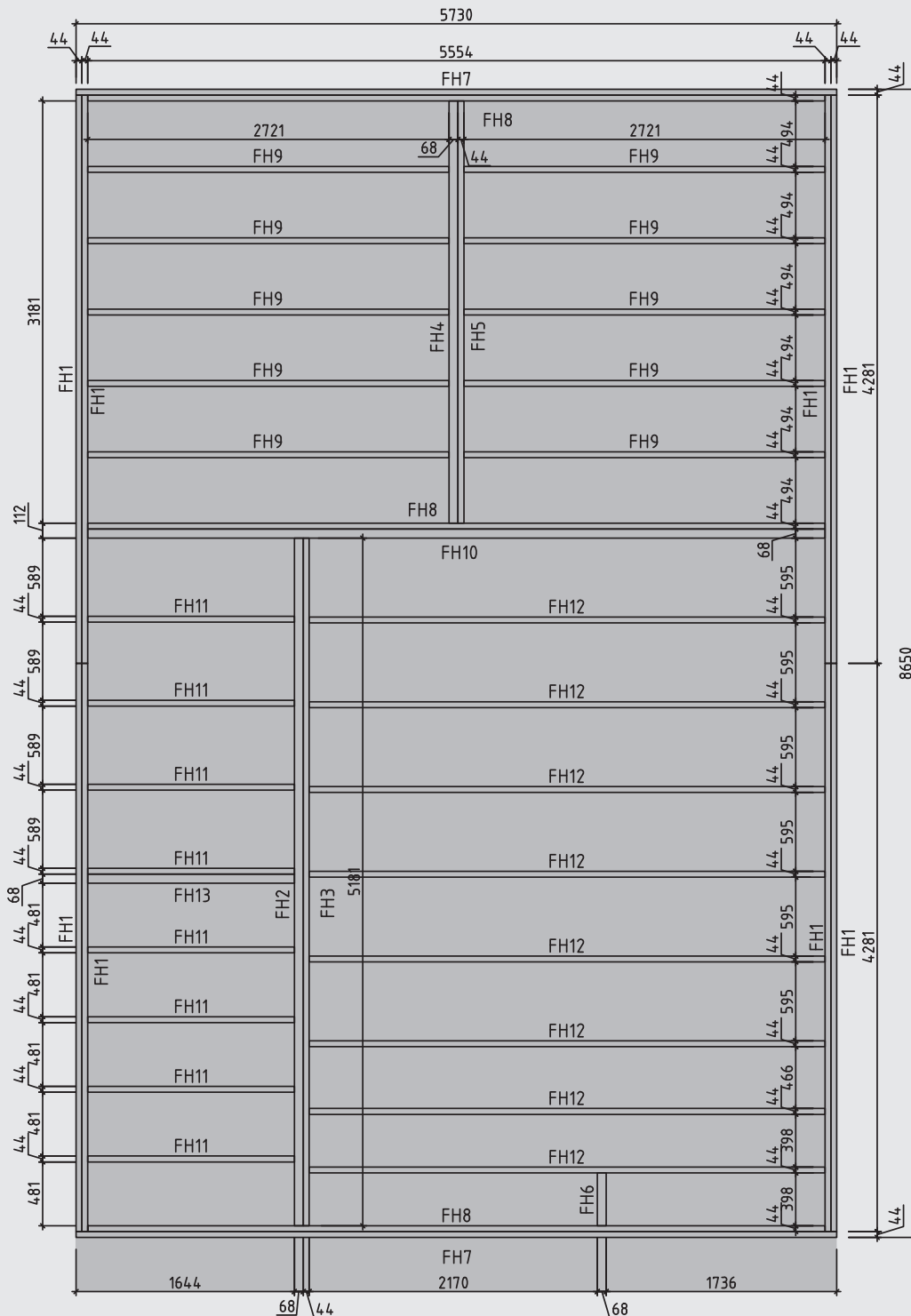


Grundriss Spessart 70-B




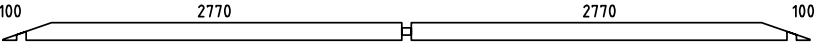

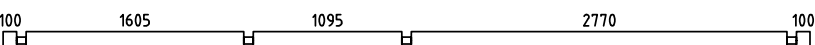
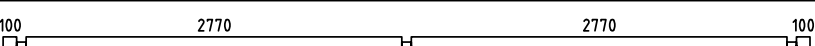






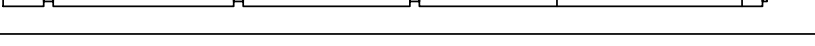


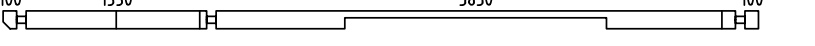

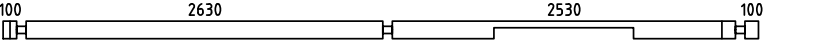
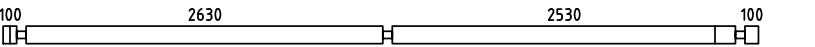
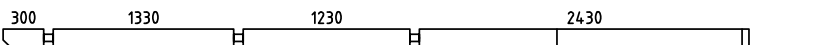






Lagerholzplan und Fundamentplan Spessart 70-B

Wir empfehlen als Fundament für Ihr Gartenhaus eine vollflächig, festgegründete gepflasterte oder betonierte Fläche.
Wahlweise ist auch ein Punkt- oder Streifenfundament möglich.



Teilleiste 1

Spessart 70-B

Pos		Stck	Profil (mm)	Länge (mm)
001		1	70x130	5970
002		1	70x130	5950
003		1	70x130	5950
004		1	70x130	5950
005		8	70x130	5950
006		1	70x130	5950
007		1	70x65	5950
008		1	70x130	5635
009		1	70x130	5635
010		1	70x65	5635
011		1	70x62	5635
012		1	70x62	5635
013		1	70x130	5635
014		1	70x130	5570
015		1	70x130	5570
016		1	70x130	5570
017		1	70x130	5570
018		1	70x130	5500
019		6	70x130	5435
020		1	70x130	5300
021		1	70x130	5236
022		1	70x130	5236
023		1	70x130	5236
024		1	70x130	4420
025		8	70x130	4420


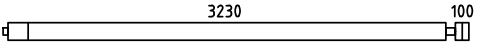
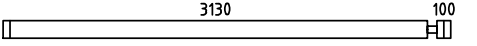
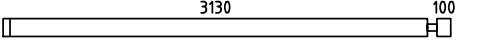




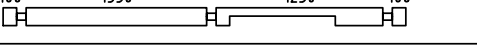
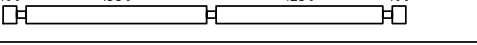




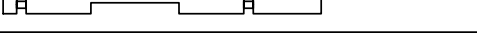






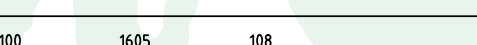
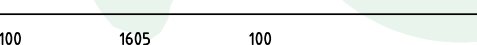
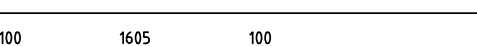

Teilleiste 2

Spessart 70-B

Pos		Stck	Profil (mm)	Länge (mm)
026		1	70x130	4275
027		1	70x130	4275
028		1	70x130	4220
029		6	70x130	4220
030		1	70x130	4170
031		4	70x130	4035
032		1	70x130	3935
033		1	70x130	3935
034		1	70x130	3935
035		1	70x130	3918
036		1	70x130	3900
037		1	70x130	3770
038		1	70x130	3740
039		1	70x130	3740
040		1	70x130	3740
041		1	70x62	3635
042		1	70x130	3635
043		1	70x62	3635
044		1	70x130	3635
045		1	70x65	3635
046		1	70x130	3635
047		7	70x130	3620
048		2	70x130	3570
049		21	70x130	3570
050		1	70x130	3570

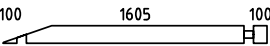
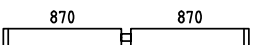
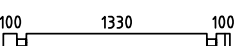


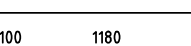
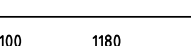

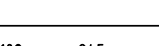






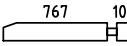
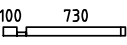
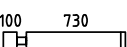
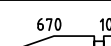






Teilleiste 3

Spessart 70-B

Pos		Stck	Profil (mm)	Länge (mm)
051		1	70x130	3500
052		10	70x130	3435
053		4	70x130	3300
054		1	70x130	3300
055		1	70x130	3267
056		1	70x130	3170
057		2	70x130	2992
058		1	70x130	2992
059		1	70x130	2970
060		4	70x130	2970
061		1	70x130	2796
062		2	70x130	2545
063		1	70x65	2395
064		6	70x130	2395
065		1	70x130	2345
066		1	70x130	2345
067		2	70x130	2244
068		2	70x130	2244
069		2	70x130	2015
070		1	70x130	2015
071		1	70x65	2015
072		1	70x65	1953
073		15	70x130	1953
074		22	70x130	1945
075		2	70x65	1945

























Teilleiste 4

Spessart 70-B

Pos		Stck	Profil (mm)	Länge (mm)
076		1	70x130	1945
077		7	70x130	1810
078		15	70x130	1670
079		1	70x130	1588
080		4	70x130	1496
081		2	70x130	1350
082		1	70x130	1350
083		1	70x65	1350
084		1	70x65	1123
085		15	70x130	1123
086		9	70x130	1120
087		1	70x65	1115
088		15	70x130	1115
089		14	70x130	1040
090		1	70x130	937
091		1	70x65	900
092		15	70x130	900
093		1	70x130	840
094		9	70x130	795
095		19	70x130	770
096		1	70x130	770
097		4	70x118	748
098		18	70x130	648
099		9	70x130	570
100		15	70x130	520









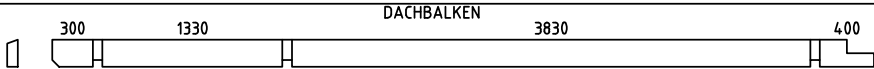
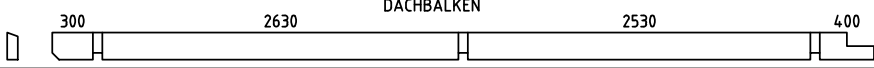
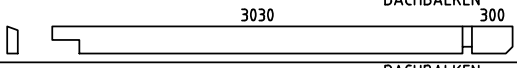
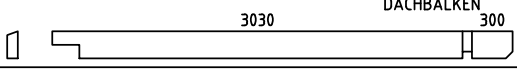











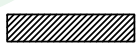

Teilleiste 5

Spessart 70-B

Pos		Stck	Profil (mm)	Länge (mm)
101		1	70x65	470
102		5	70x130	470
103		1	70x130	466
104		1	70x130	420
105		2	70x130	340
106		8	70x130	270
107		2	70x130	270
108		1	70x130	270
109		8	70x72	206
110		1	70x32	92
FH10	FUNDAMENTHÖLZER 	1	68x94	5554
FH2	FUNDAMENTHÖLZER 	1	68x94	5181
FH14	FUNDAMENTHÖLZER 	1	68x94	3886
FH4	FUNDAMENTHÖLZER 	1	68x94	3181
FH13	FUNDAMENTHÖLZER 	1	68x94	1556
FH6	FUNDAMENTHÖLZER 	1	68x94	398
FH7	FUNDAMENTHÖLZER 	2	44x94	5730
FH8	FUNDAMENTHÖLZER 	3	44x94	5554
FH3	FUNDAMENTHÖLZER 	1	44x94	5181
FH1	FUNDAMENTHÖLZER 	8	44x94	4281
FH12	FUNDAMENTHÖLZER 	8	44x94	3886
FH5	FUNDAMENTHÖLZER 	1	44x94	3181
FH9	FUNDAMENTHÖLZER 	10	44x94	2721
FH11	FUNDAMENTHÖLZER 	8	44x94	1556

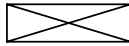
Teilleiste 6

Spessart 70-B

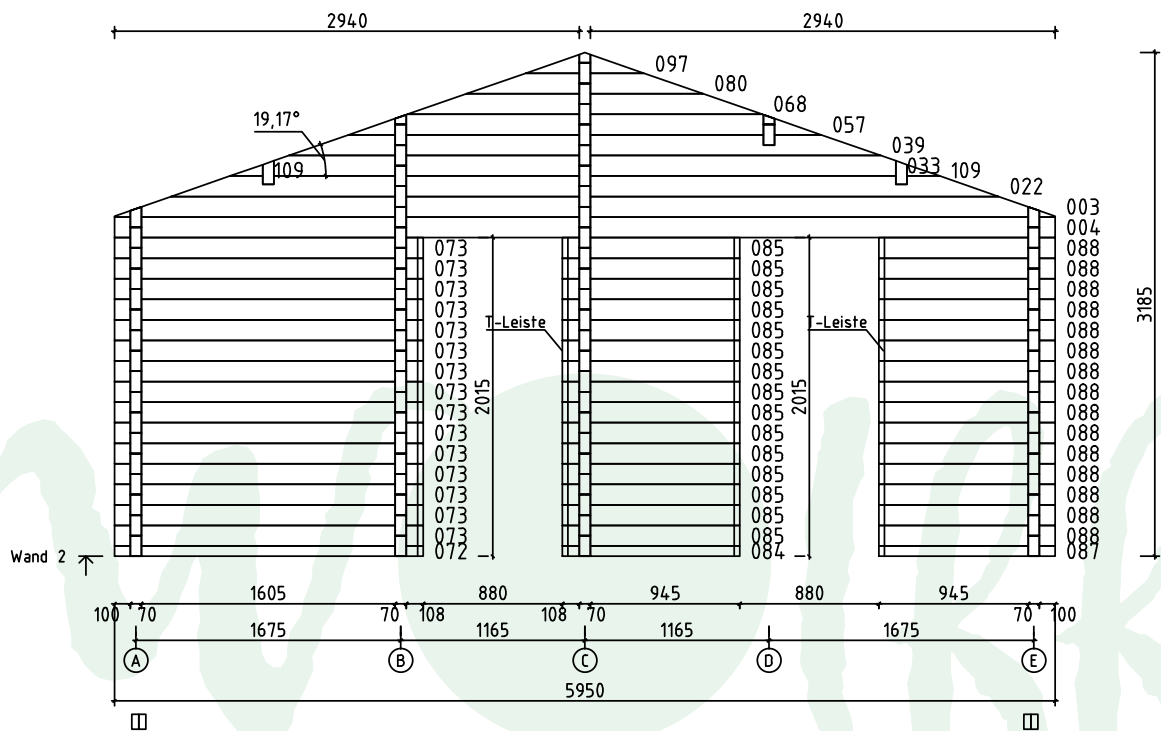
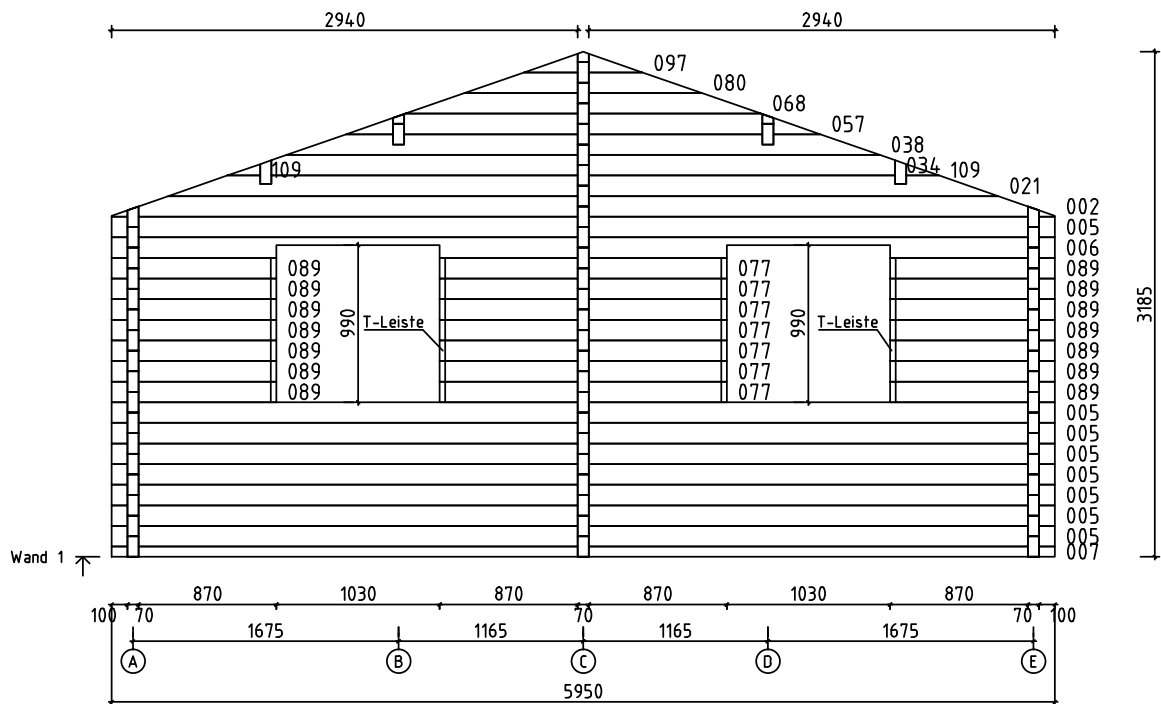
Pos		Stck	Profil (mm)	Länge (mm)	
HL3	 HANDLAUF	1	145x45	2065	
HL2	 HANDLAUF	1	145x45	1400	
HL1	 HANDLAUF	1	145x45	520	
LE4	 LEISTE	1	60x18	3830	
LE3	 LEISTE	1	60x18	3730	
LE5	 LEISTE	1	60x18	3230	
LE2	 LEISTE	1	60x18	3130	
LE1	 LEISTE	1	60x18	1830	
DB3	 DACHBALKEN	1	80x200	6070	
DB1	 DACHBALKEN	1	80x200	6070	
DB2	 DACHBALKEN	1	80x200	3400	
DB4	 DACHBALKEN	1	80x200	3400	
	TERRASSENBRETT		17+1	120x28	1395
	TERRASSENBRETT		15	120x28	1325
	FUSSBODENBRETT		35+1	113x28	3825
	FUSSBODENBRETT		50+1	113x28	3225
	FUSSBODENBRETT		15	113x28	2625
	FUSSBODENBRETT		15	113x28	2525
	DACHBRETT		166+1 214+1	113x18 88x18	3360
	ABDECKLEISTEN	 ✓		15x28	51,0
	FUSSBODENLEISTE	 ✓		14x55	57,0
	ADAPTER 120x108	 ✓	1		745
	GIEBELBRETT	 19,2° ✓	4	94x18	3440
	GIEBELBRETT	 19,2° ✓	4	120x18	3440
	GIEBELDECKLEISTE	 ✓	4	60x18	3440

Teileliste 8

Spessart 70-B

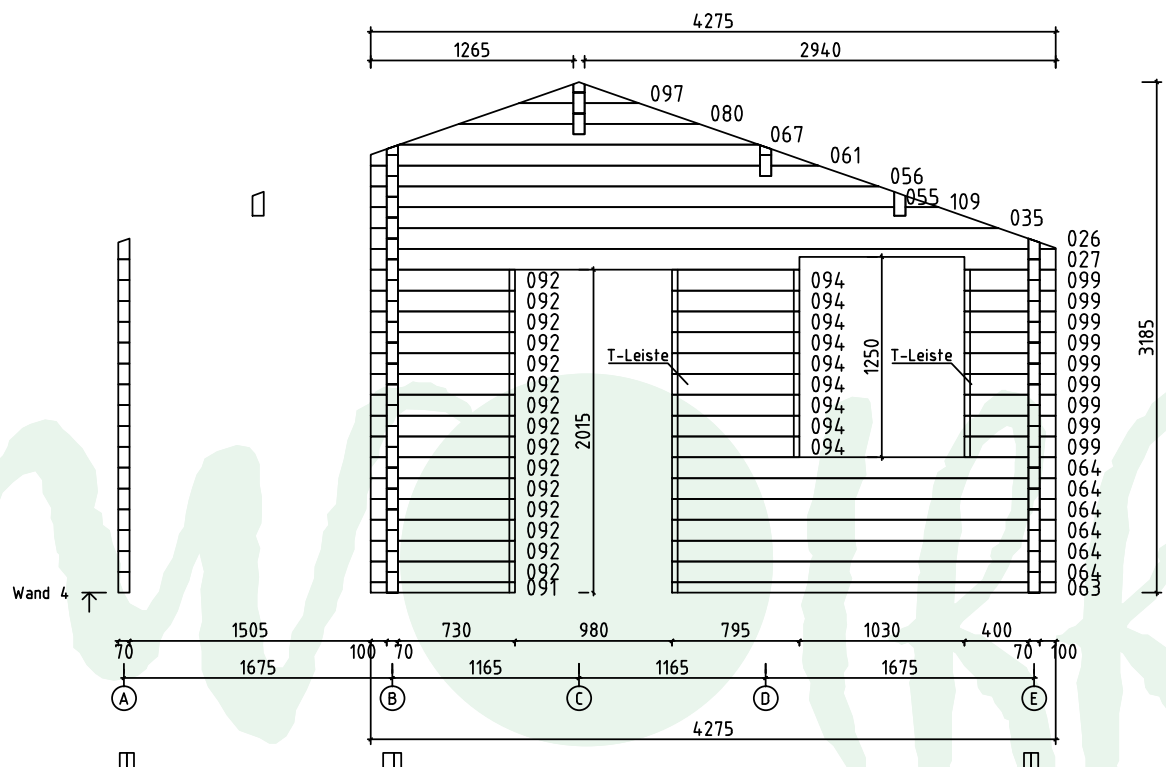
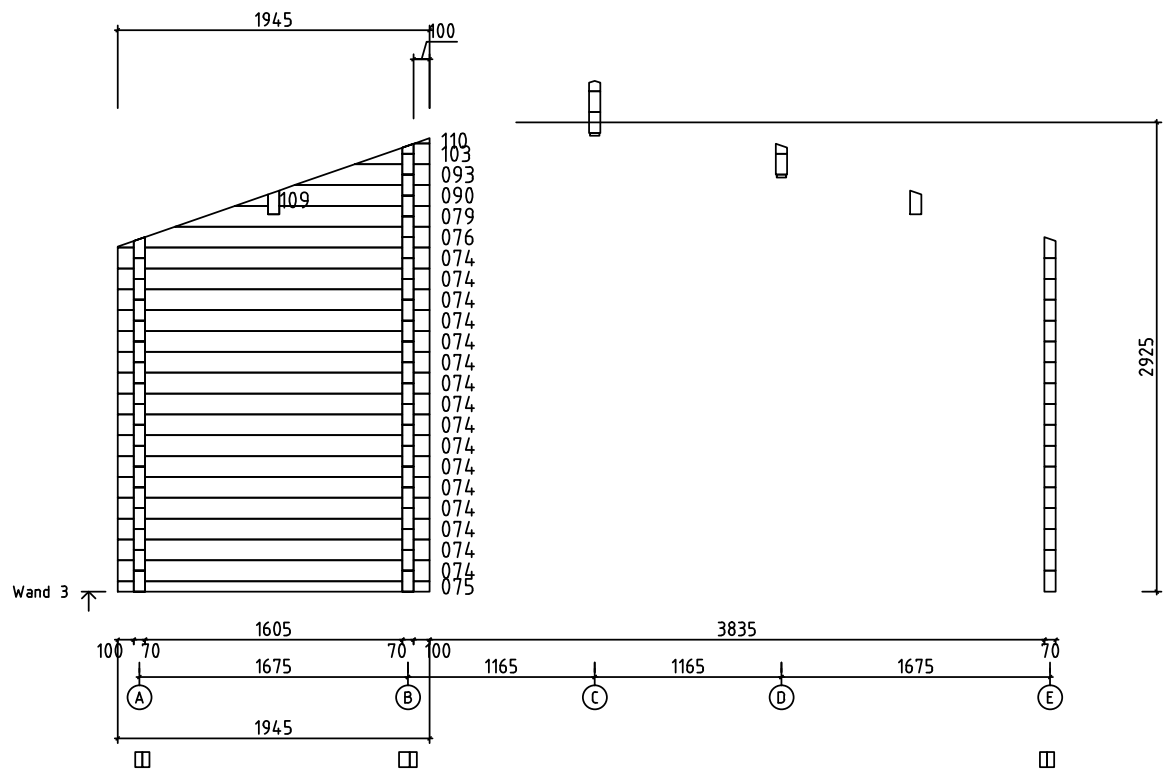
Pos		Stck	Profil (mm)	Länge (mm)
SL2	Metalstange	2	M10	1000
SL3	Metalstange	1	M10	280
SL4	Metalstange	1	M10	415
SL5	Metalstange	2	M10	675
SL6	Metalstange	2	M10	740
	Befestigungsmutter für Gewindestangen	4	M8	
	Mutter, U-Scheibe	46	M8	
	Verstellbare Pfostenstütze	2	M16	
	Schlaghölzer 	3		250-400
	Schrauben 3,0x30	Abdeckleiste Fußbodenleiste	216	
	Schrauben 3,5x35	Traufenleiste 40mm	38	
	Schrauben 3,5x45	Giebelleisten, Giebelbretter Giebelsegment, Traufenbretter	152	
	Schrauben 5,0x100	Lagerhölzer	136	
	Nägel 2,5x50	Dachbretter	1720	
	Nägel 2,5x60	Terrassenbretter Fußbodenbretter	1614	
	Dachpappnägel 2,0x18	Dachpappe	1488	
	Dachpappe	✓	9,3 m-8st 74,4m ²	
	Verbindungsstreifen+ befestigung für verbinden der Wandbohlen	●	16	
	Holz-Klotzen für verbinden der Wandbohlen		8	
	DICHTUNGSBAND (letzte Bohlenkranz Seitenwände)	✓	18,5 m	
	✓ - bitte selber anpassen (falls nötig)			

Wandplan 1 und 2 Spessart 70-B

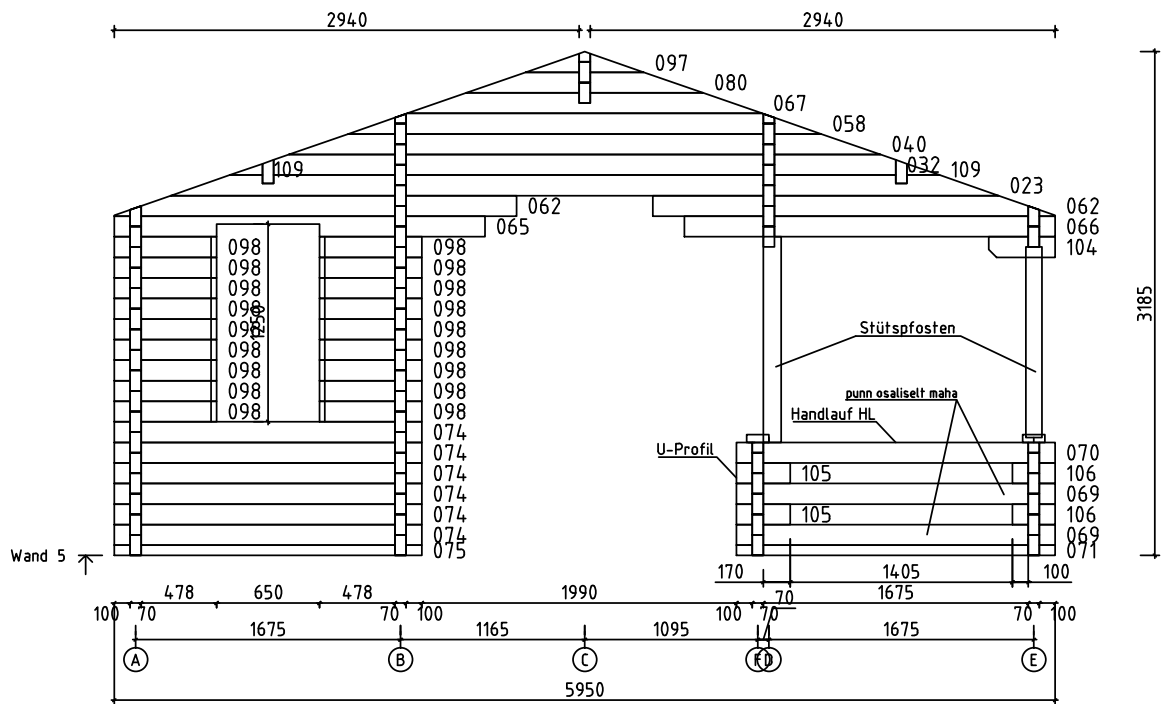


Wandplan 3 und 4

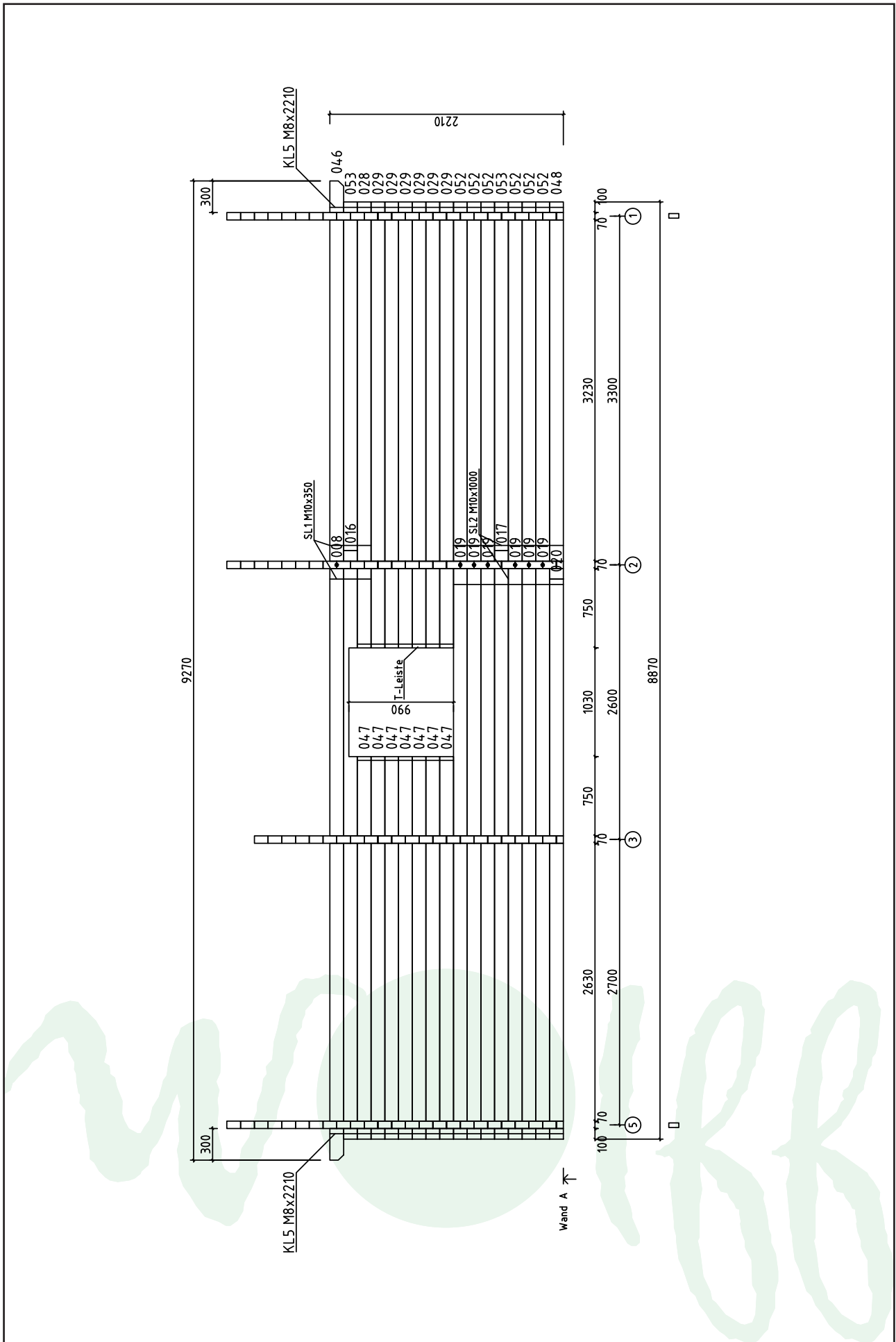
Spessart 70-B



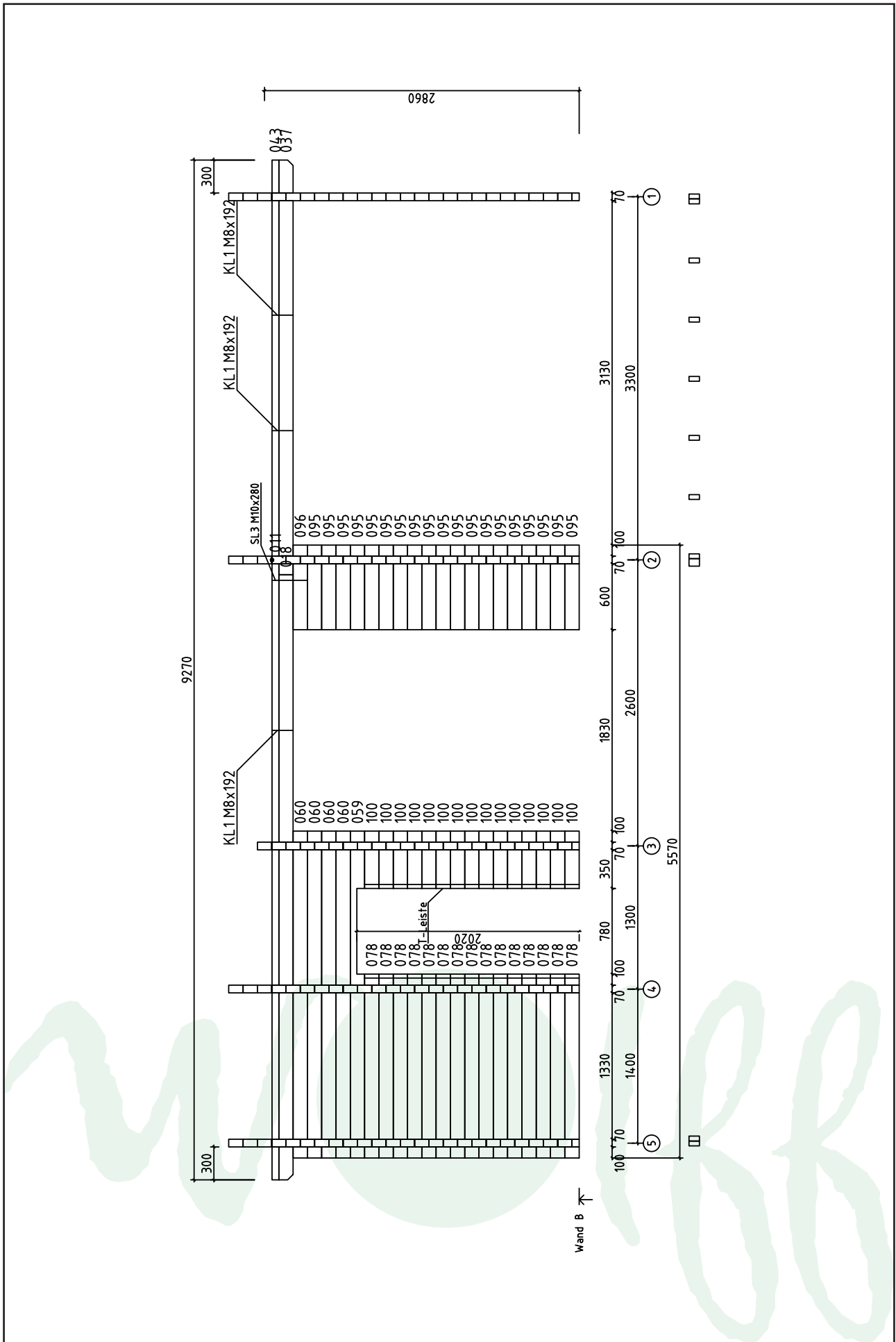
Wandplan 5 Spessart 70-B



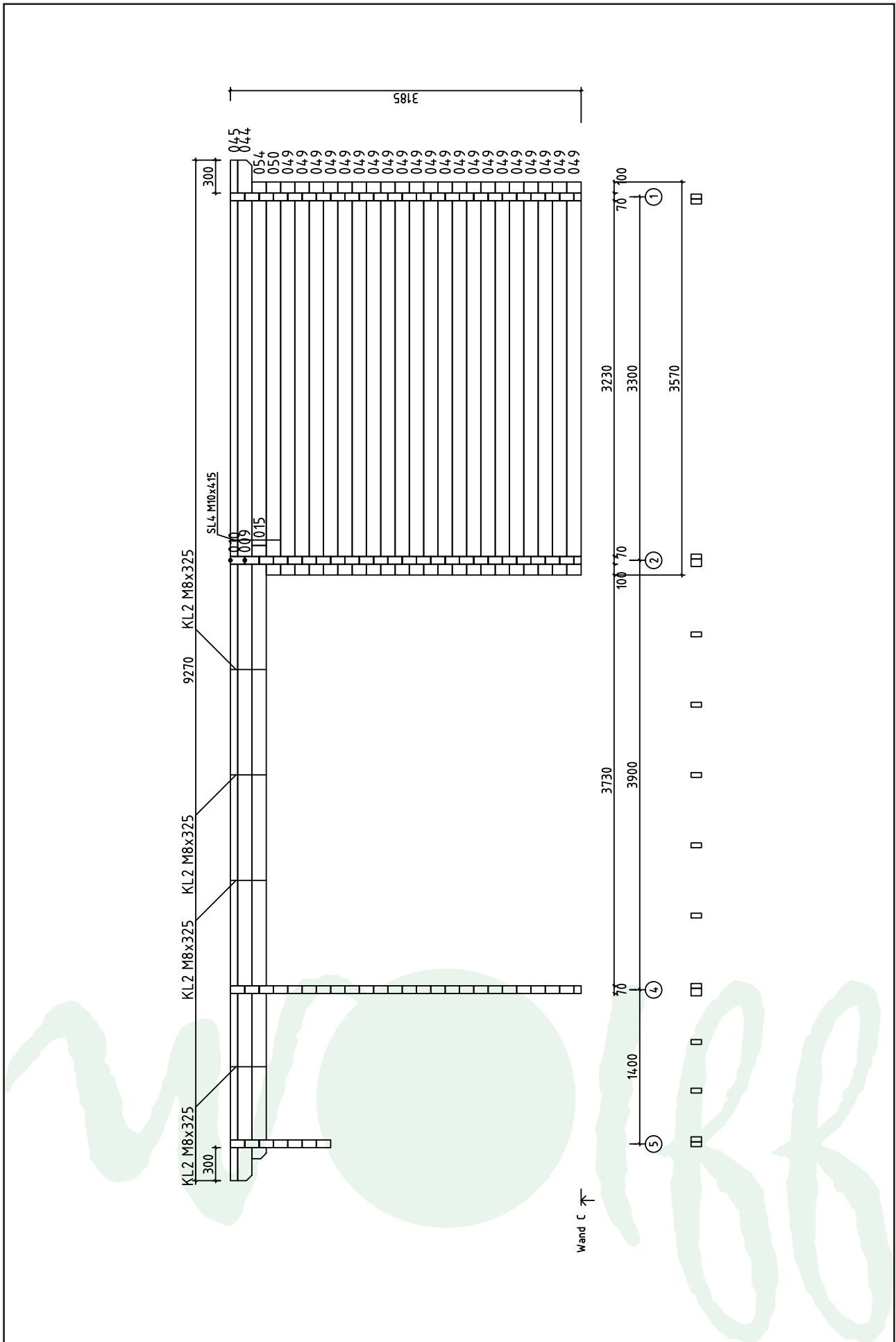
Wandplan A Spessart 70-B



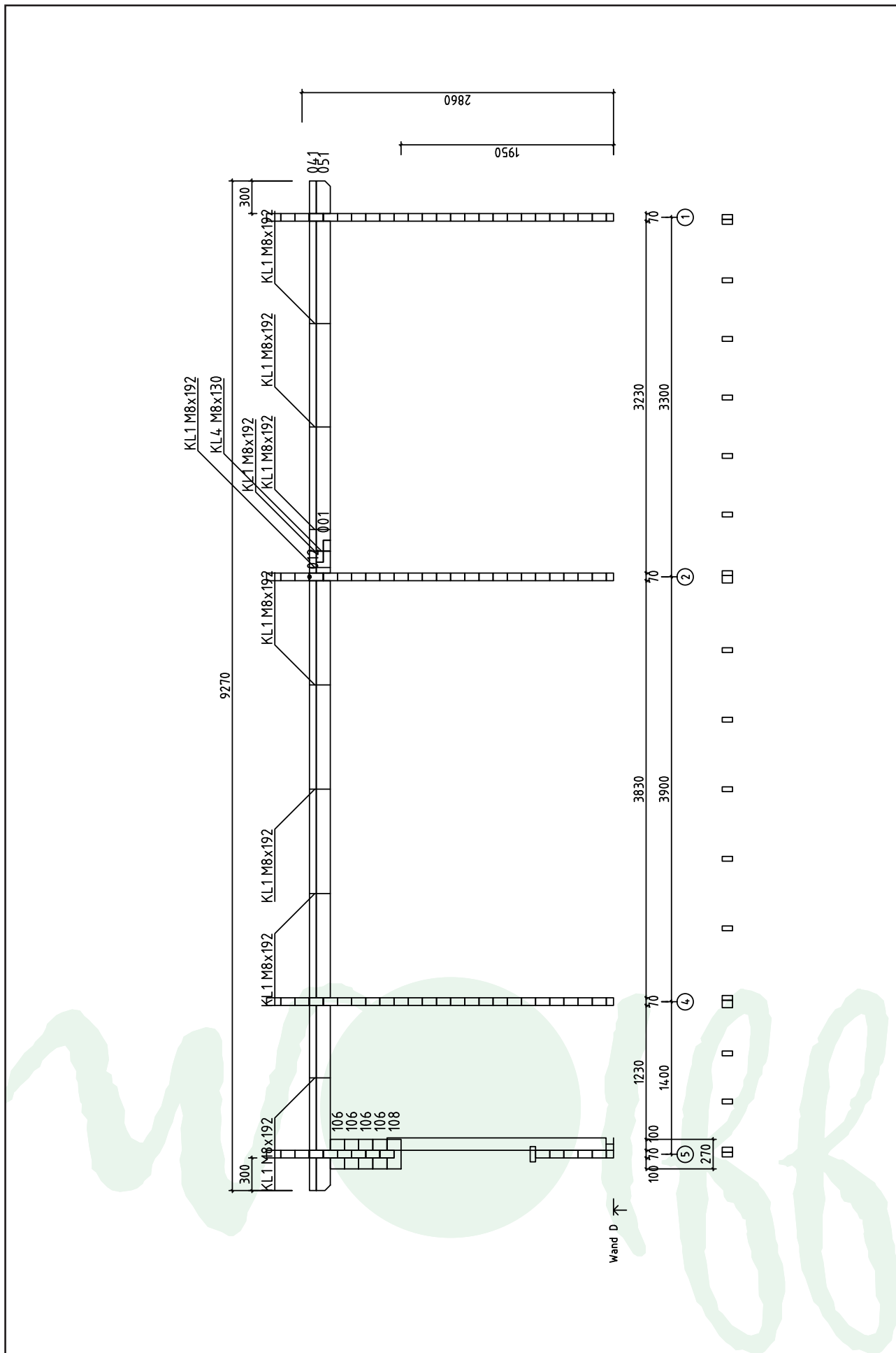
Wandplan B Spessart 70-B



Wandplan C Spessart 70-B



Wandplan D Spessart 70-B



Wandplan F Spessart 70-B

