

Technische Daten Sauerland 92-A

Wandaußenmaß: 519 x 399 cm
Bohlenstärke: 92 mm

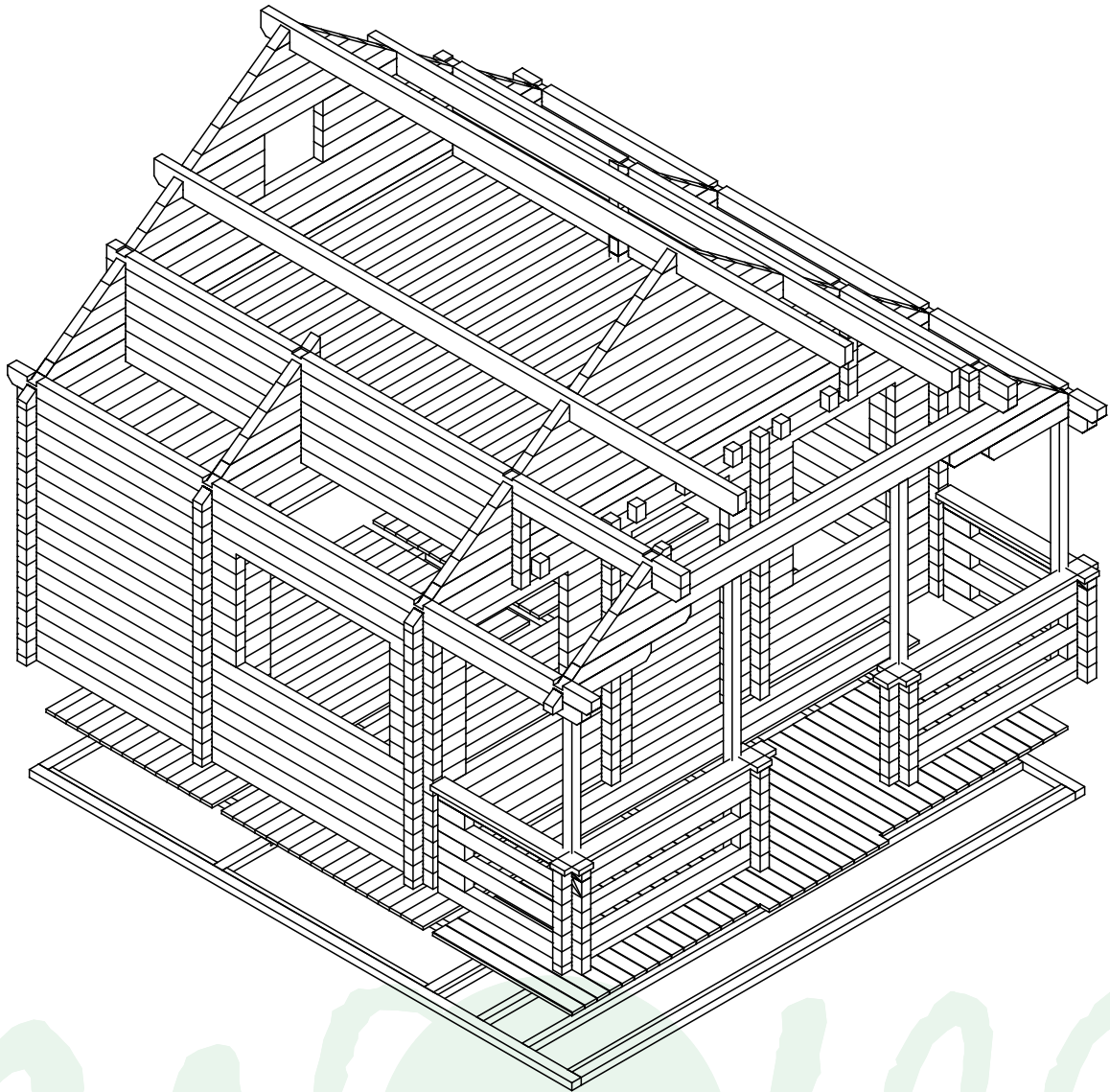
Abb. Sauerland 70-A



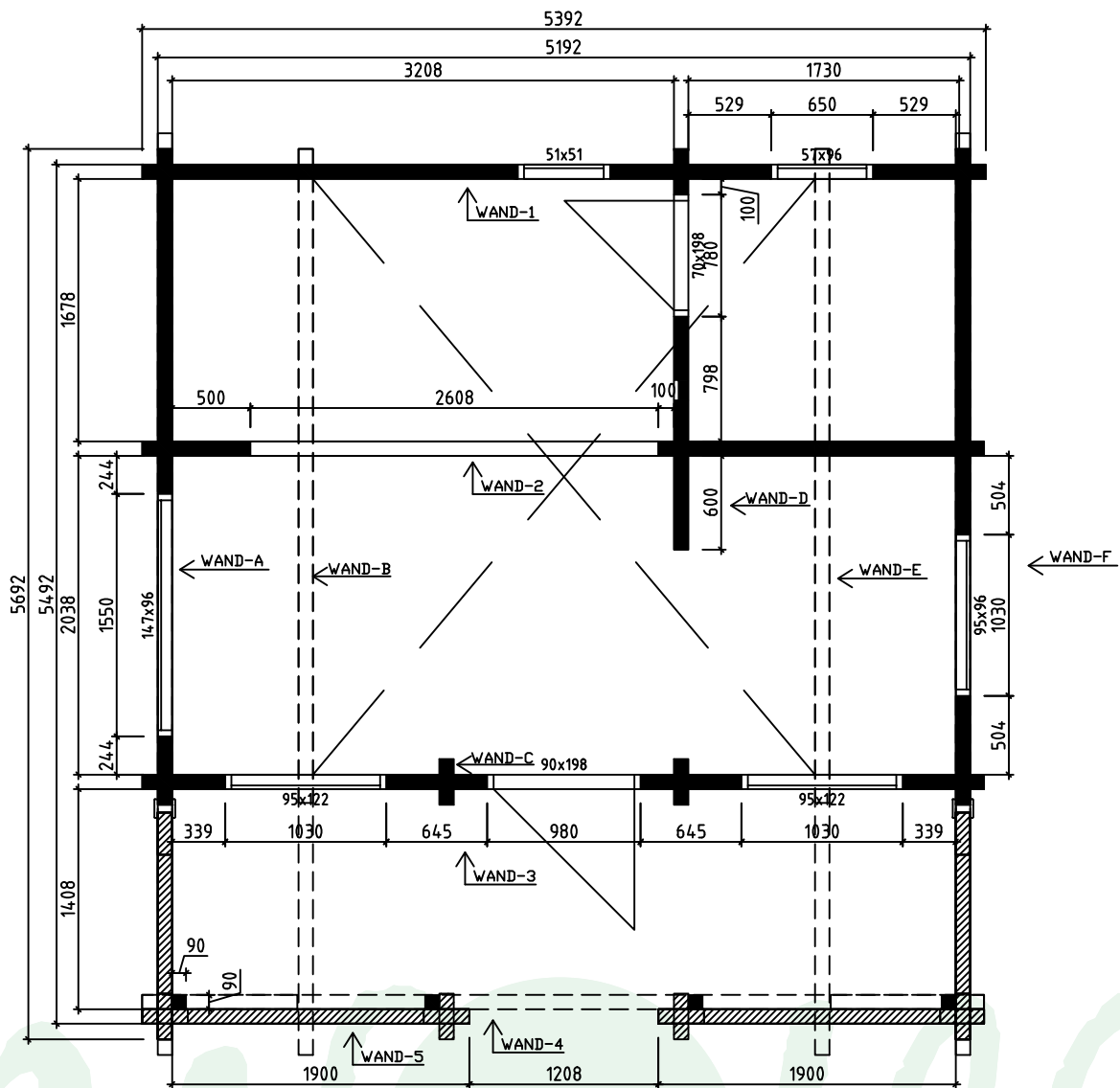
Kontrolliert durch:

Achtung: Alle angegebenen Maße sind ca.-Maße!

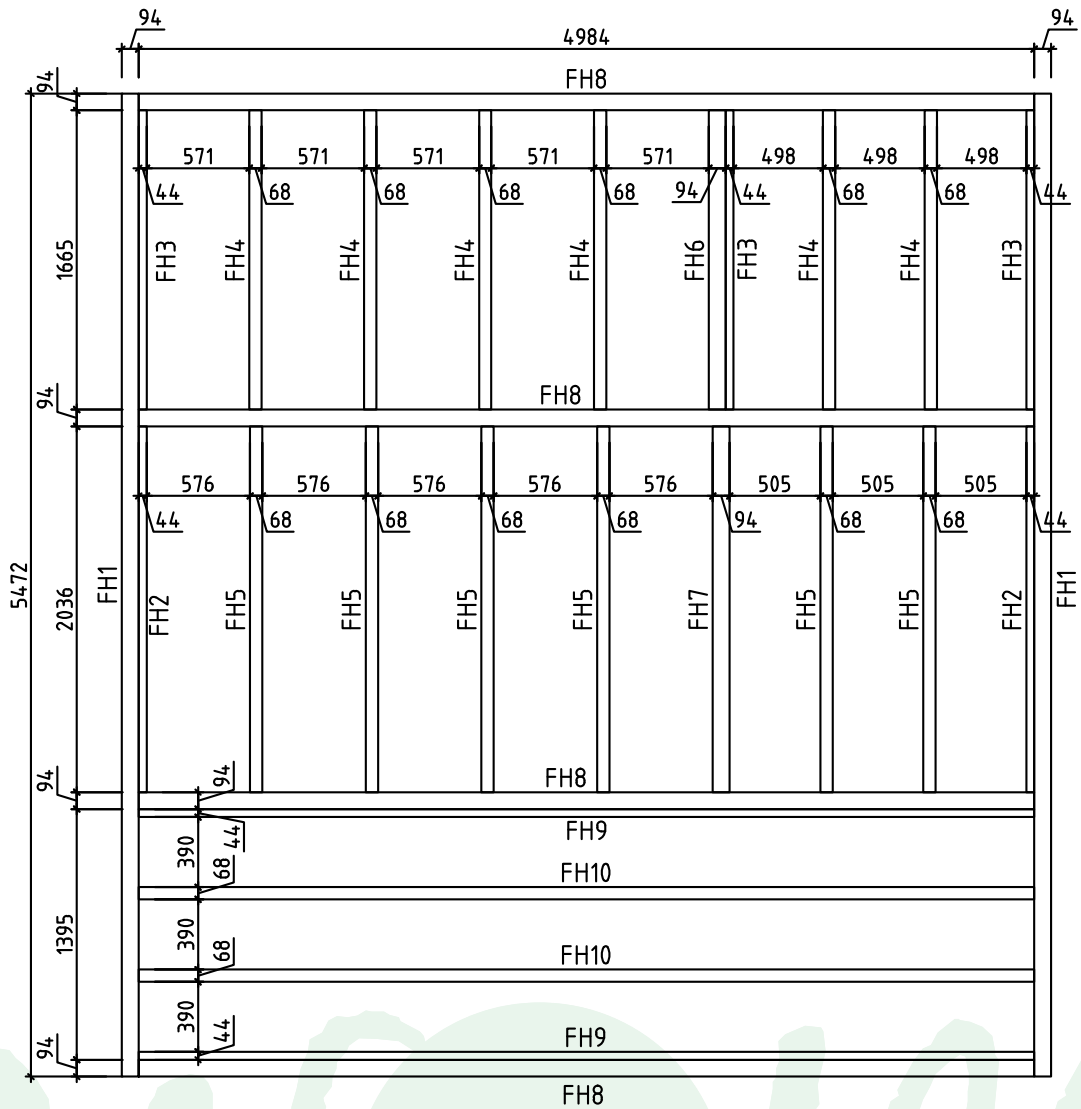
3D Darstellung Sauerland 92-A



Grundriss Sauerland 92-A

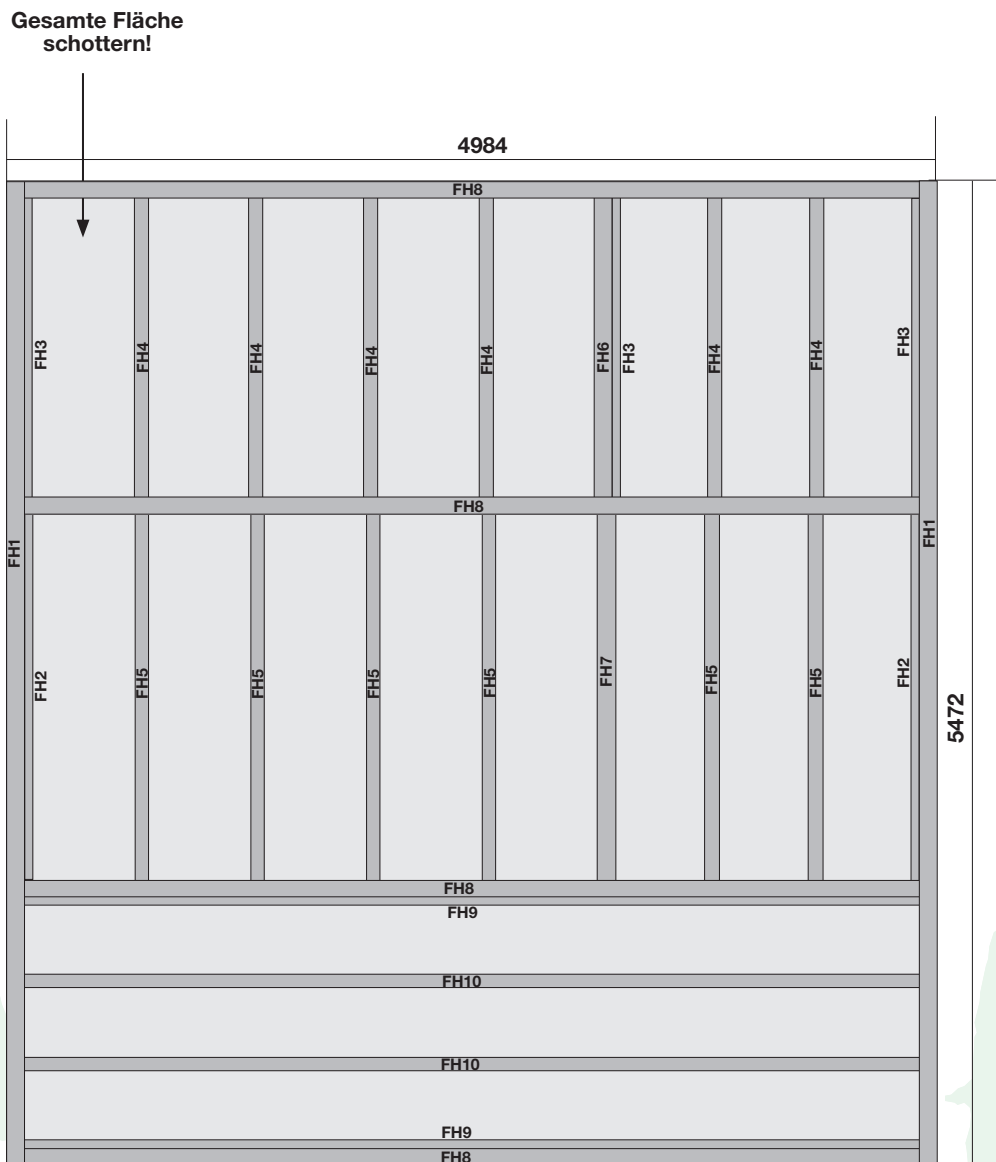


Lagerholzplan Sauerland 92-A



Fundamentplan Sauerland 92-A

Typ	Anzahl der Fundamenthölzer (B x H x L)
Sauerland 92-A	Fundamentholz 1: 2 (94 x 68 x 5472 mm)
	Fundamentholz 2: 2 (44 x 68 x 2036 mm)
	Fundamentholz 3: 3 (44 x 68 x 1665 mm)
	Fundamentholz 4: 6 (68 x 68 x 1655 mm)
	Fundamentholz 5: 6 (68 x 68 x 2036 mm)
	Fundamentholz 6: 1 (94 x 68 x 1655 mm)
	Fundamentholz 7: 1 (94 x 68 x 2036 mm)
	Fundamentholz 8: 4 (94 x 68 x 4984 mm)
	Fundamentholz 9: 2 (44 x 68 x 4984 mm)
	Fundamentholz 10: 2 (68 x 68 x 4984 mm)

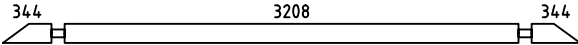

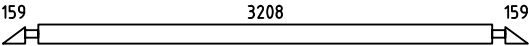




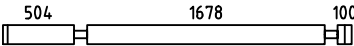
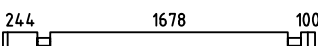
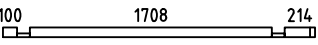



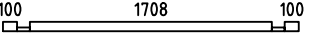

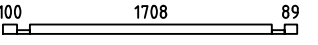




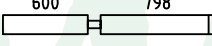






Dieser Fundamentplan ist ein unverbindlicher Vorschlag und kann individuell verändert werden!







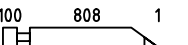
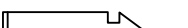
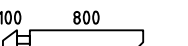
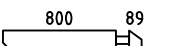
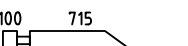

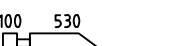
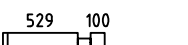
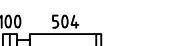
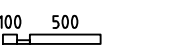
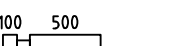








Teileliste 1 Sauerland 92-A

Pos		Stck	Profil (mm)	Länge (mm)
001		1	92x135	5892
002		1	92x135	5892
003		2	92x135	5792
004		1	92x115	5792
005		1	92x115	5792
006		2	92x135	5692
007		1	92x135	5392
008		1	92x135	5392
009		1	92x135	5392
010		7	92x135	5392
011		1	92x68	5392
012		1	92x135	5381
013		1	92x135	5381
014		1	92x135	5381
015		1	92x135	5381
016		1	92x135	5381
017		2	92x135	5193
018		2	92x135	4823
019		1	92x135	4823
020		2	92x135	4452
021		1	92x135	4452
022		16	92x135	4192
023		1	92x135	4192
024		1	92x135	4192
025		10	92x135	4181


























Teileliste 2 Sauerland 92-A

Pos		Stck	Profil (mm)	Länge (mm)
026		2	92x135	4081
027		7	92x135	4021
028		1	92x135	3710
029		1	92x135	3208
030		1	92x135	2968
031		1	92x135	2597
032		2	92x135	2562
033		7	92x135	2466
034		7	92x135	2206
035		1	92x68	2206
036		5	92x135	2206
037		1	92x68	2195
038		5	92x135	2195
039		1	92x68	2092
040		4	92x135	2092
041		2	92x68	2081
042		18	92x135	2081
043		2	92x135	2076
044		2	92x135	1855
045		2	92x135	1560
046		15	92x135	1490
047		2	92x135	1484
048		2	92x68	1450
049		2	92x68	1450
050		6	92x135	1450


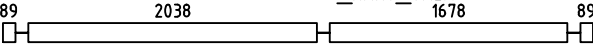

















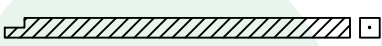





Teileliste 3 Sauerland 92-A

Pos		Stck	Profil (mm)	Länge (mm)
051		2	92x135	1309
052		2	92x135	1293
053		1	92x135	1192
054		2	92x135	1189
055		1	92x135	1181
056		2	92x135	1113
057		2	92x135	1093
058		2	92x135	1003
059		1	92x135	992
060		1	92x135	981
061		2	92x135	907
062		2	92x135	742
063		2	92x135	722
064		7	92x135	721
065		7	92x135	696
066		1	92x68	692
067		14	92x135	692
068		18	92x135	645
069		2	92x135	536
070		2	92x135	536
071		9	92x135	531
072		9	92x135	520
073		7	92x135	436
074		1	92x68	394
075		5	92x68	394








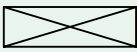
Teileliste 4 Sauerland 92-A

Pos		Stck	Profil (mm)	Länge (mm)
076	100 159 	4	92x135	351
077	100 100 	1	92x135	292
078	100 100 	57	92x135	292
079	100 100 	15	92x135	292
080	100 100 	2	92x68	292
081	100 89 	2	92x135	281
082		6	92x135	270
083		4	92x106	145
084		2	92x68	100
085		1	92x135	100
086		2	92x120	100
FH1	FUNDAMENTHÖLZER 	2	94x68	5472
FH8	FUNDAMENTHÖLZER 	4	94x68	4984
FH7	FUNDAMENTHÖLZER 	1	94x68	2036
FH6	FUNDAMENTHÖLZER 	1	94x68	1665
FH10	FUNDAMENTHÖLZER 	2	68x68	4984
FH5	FUNDAMENTHÖLZER 	6	68x68	2036
FH4	FUNDAMENTHÖLZER 	6	68x68	1665
FH9	FUNDAMENTHÖLZER 	2	44x68	4984
FH2	FUNDAMENTHÖLZER 	2	44x68	2036
FH3	FUNDAMENTHÖLZER 	3	44x68	1665
HL3	HANDLAUF 	1	145x45	2132
HL4	HANDLAUF 	1	145x45	2121
HL1	HANDLAUF 	2	145x45	1500
HL2	HANDLAUF 	2	145x45	292

Teileliste 5 Sauerland 92-A

Pos		Stck	Profil (mm)	Länge (mm)
LE1	LEISTE 	1	97x28	2608
ÜT1	_KANT_TALA 89 2038 1678 89 	7	92x135	4170
DB3	DACHBALKEN 1700 3808 200 	1	80x200	5892
DB1	DACHBALKEN 1700 3808 200 	1	80x200	5892
DB2	DACHBALKEN 1700 3808 200 	1	80x200	5892
	TERRASSENBRETT 	10+1	120x28	1495
	TERRASSENBRETT 	31	120x28	1405
	FUSSBODENBRETT 	18+1	113x28	5005
	FUSSBODENBRETT 	15	113x28	3205
	FUSSBODENBRETT 	15	113x28	1705
	DACHBRETT 	106+1 138+1	113x18 88x18	3580
	SCHLAFBODENBRETT 	34+1 44+1	113x18 88x18	3205
	ABDECKLEISTEN  ✓		15x28	52,0
	FUSSBODENLEISTE  ✓		14x55	31,0
	ADAPTER 120x108  ✓	2		910
	GIEBELBRETT  36,1° ✓	4	94x18	3660
	GIEBELBRETT  36,1° ✓	4	120x18	3660
	GIEBELDECKLEISTE  ✓	4	60x18	3660
	GIEBELLEISTE  36,1° ✓	4	60x18	3660
	STÜTZPFOSTEN 90x90  ✓	2		2280
	STÜTZPFOSTEN 90x90  ✓	2		2550
	T-LEISTE 55x48 	2		510
	T-LEISTE 55x48 	6		915
	T-LEISTE 55x48 	4		1185
	T-LEISTE 55x48 	2		1920

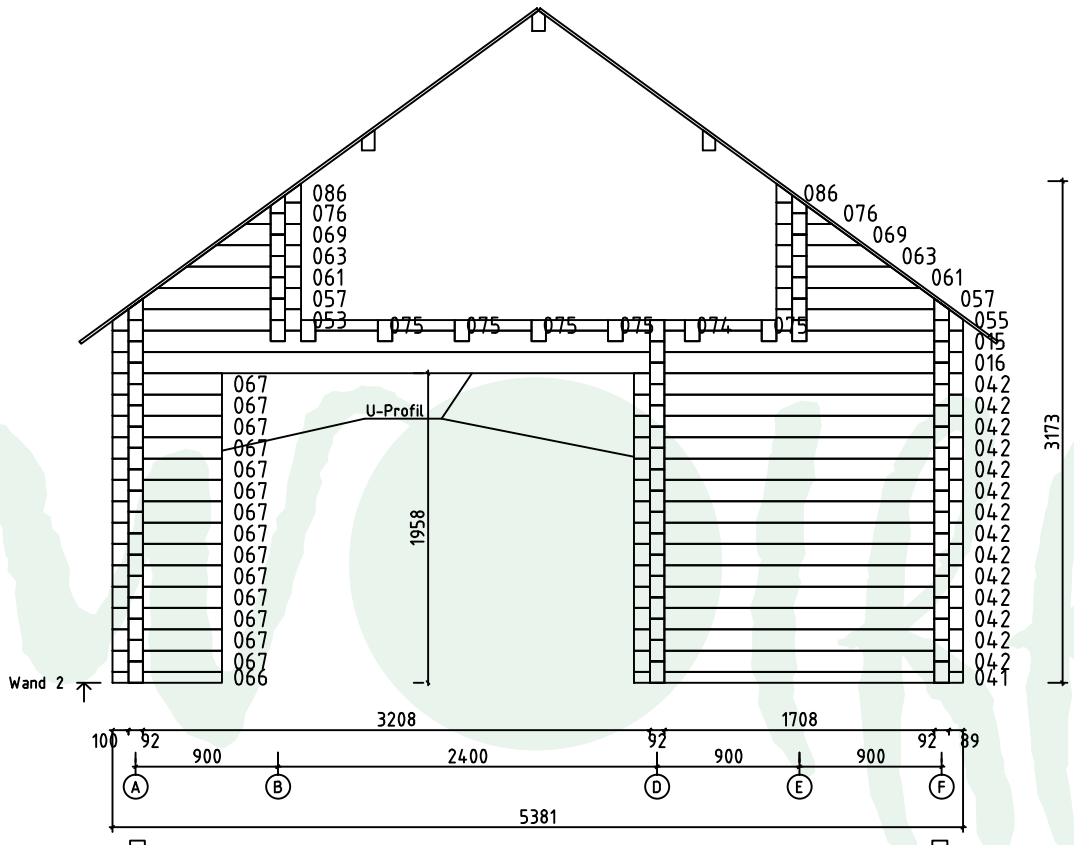
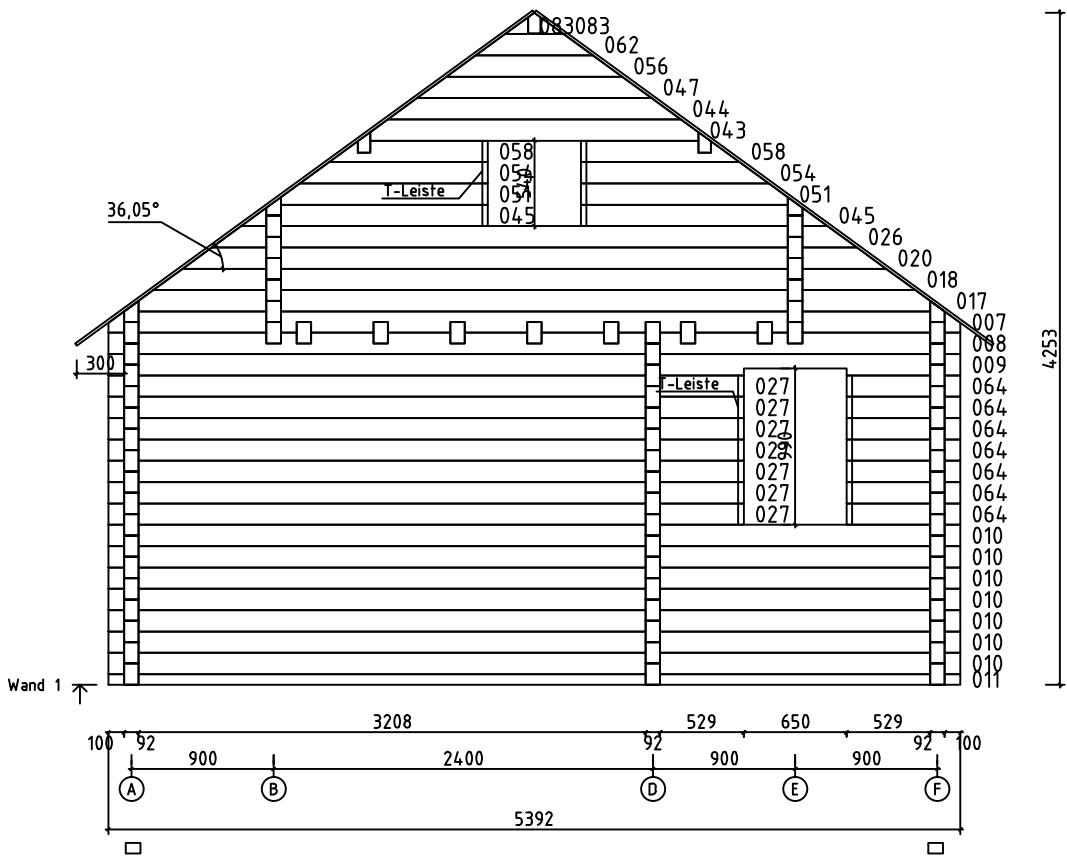
Teileliste 6 Sauerland 92-A

Pos		Stck	Profil (mm)	Länge (mm)	
	T-LEISTE 55x48		2	1985	
	TRAUFENBRETTER		2	94x18	5890
	TRAUFENLEISTE 40x18		4	40x18	2946
	U-Profil 94x44		✓	2	1990
	U-Profil 94x44		✓	1	2295
	U-Profil 94x44		✓	1	2670
	Giebelsegment		2		
	TREPPE		1		
	FENSTER 570x960		1	No 2	
	FENSTER 510x510		1	No 1	
	FENSTER 950x1220		2	No 6	
	FENSTER 1470x960		1	No 4	
	FENSTER 950x960		1	No 3	
	TÜR 900x1980	DIN rechts	1	No 9	
	TÜR 700x1980	DIN links	1	No 16	
KL1	Gewindestange M8		2	M8	270
KL2	Gewindestange M8		2	M8	250
KL3	Gewindestange M8		4 4	M8	2000 460
	Befestigungsmutter für Gewindestangen		4	M8	
	Mutter, U-Scheibe		16		
	Schlaghölzer		3		250-400
	Schrauben 3,0x30	Abdeckleiste Fußbodenleiste	166		
	Schrauben 3,5x35	Traufenleiste 40mm	24		
	Schrauben 3,5x45	Giebelleisten, Giebelbretter Giebelsegment, Traufenbretter	145		
	Schrauben 5,0x100	Lagerhölzer	104		

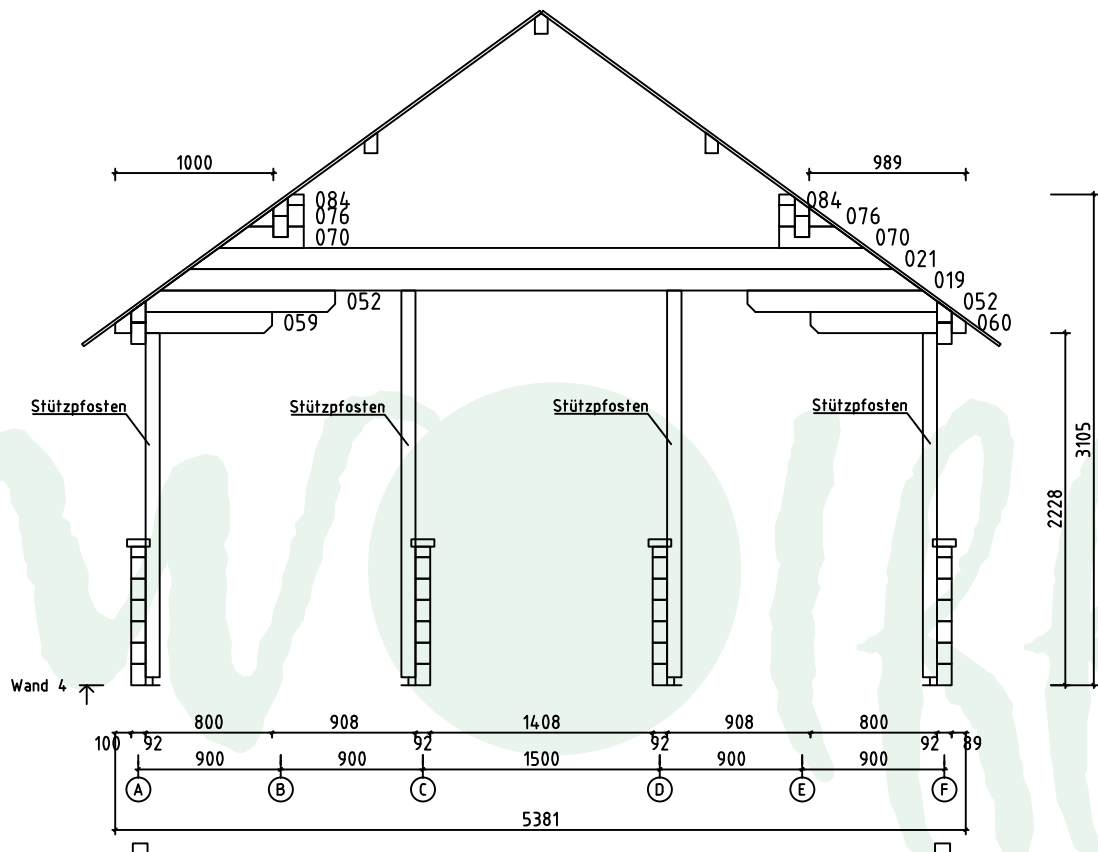
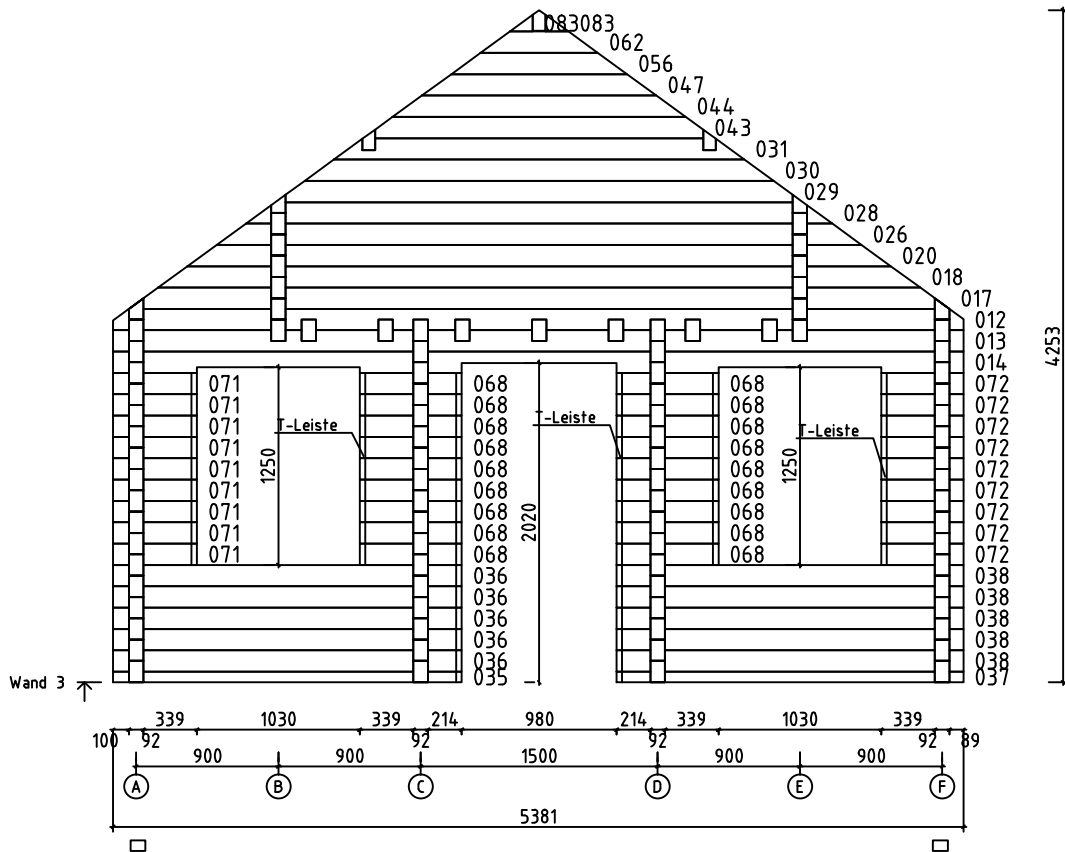
Teileliste 7 Sauerland 92-A

Pos			Stck	Profil (mm)	Länge (mm)
	Nägel 2,5x50	Dachbretter Schlafbodenbretter	1922		
	Nägel 2,5x60	Terrassenbretter Fussbodenbretter	978		
	Dachpappnägel 2,0x18	Dachpappe	944		
	Dachpappe		✓	5,9 m-8st 47,2m ²	
	DICHTUNGSBAND (letzte Bohlenkranz Seitenwänden)		✓	12,0 m	
	✓ - bitte selber anpassen (falls nötig)				

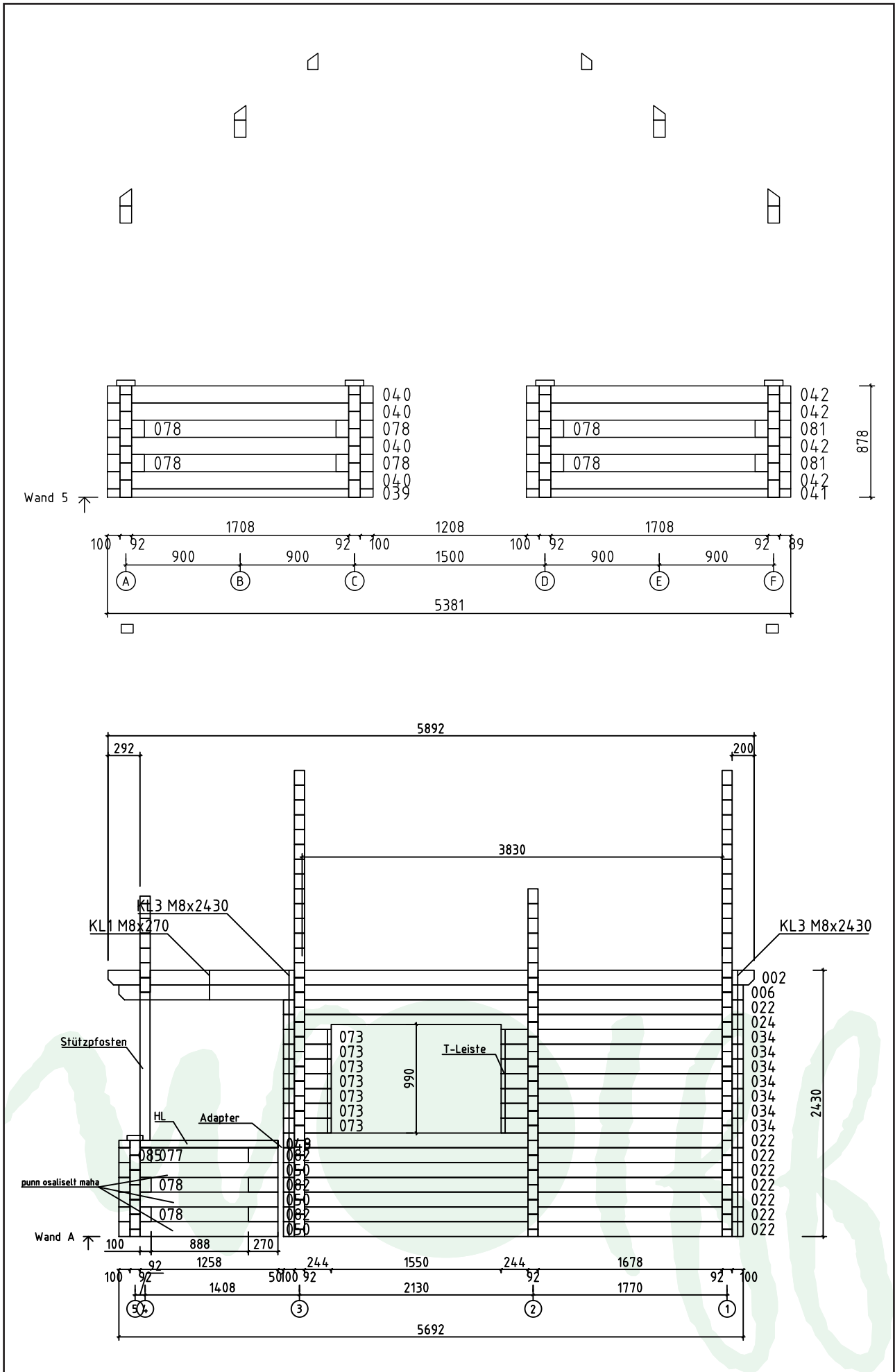
Wandpläne 1 und 2 Sauerland 92-A



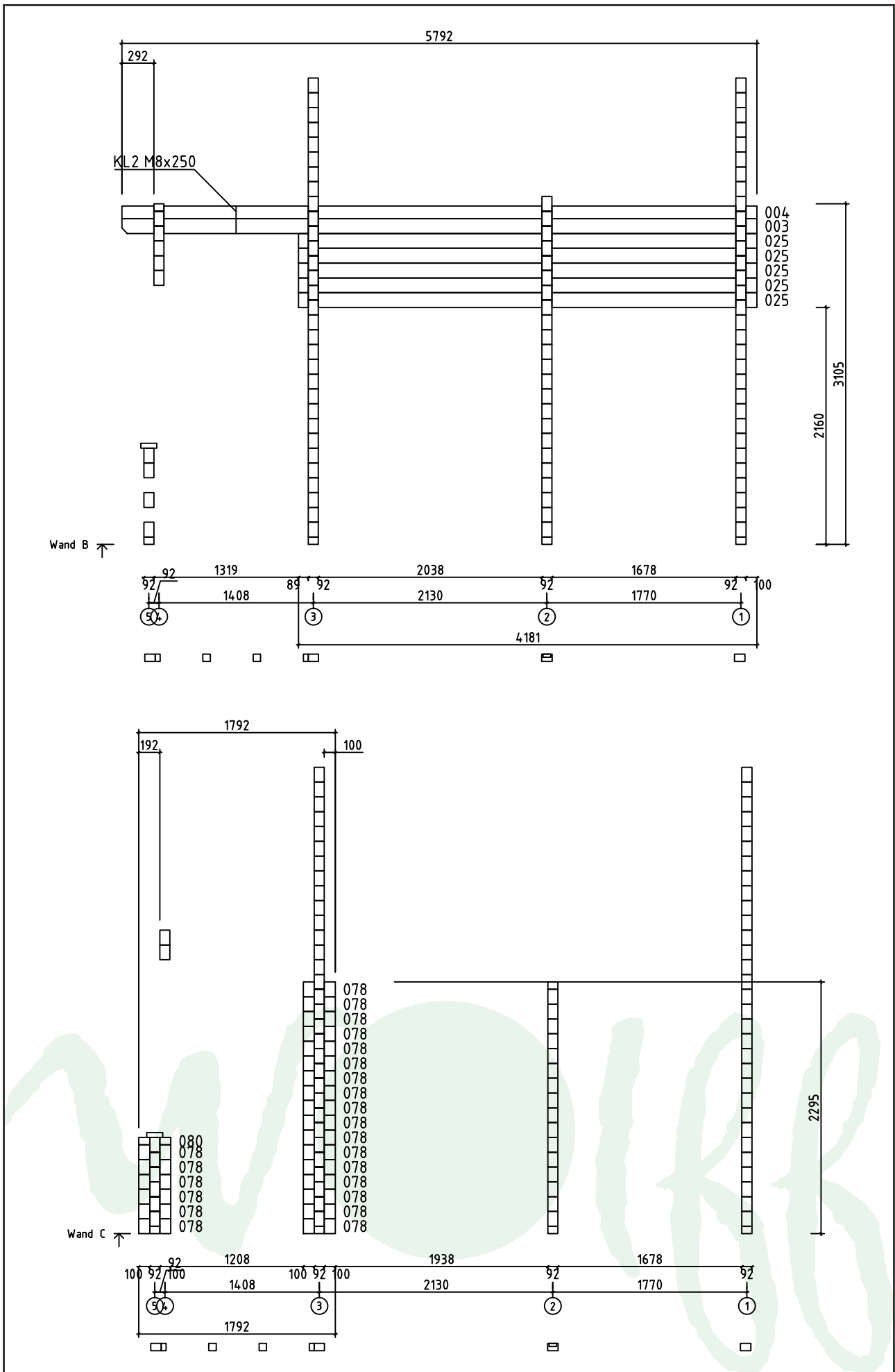
Wandpläne 3 und 4 Sauerland 92-A



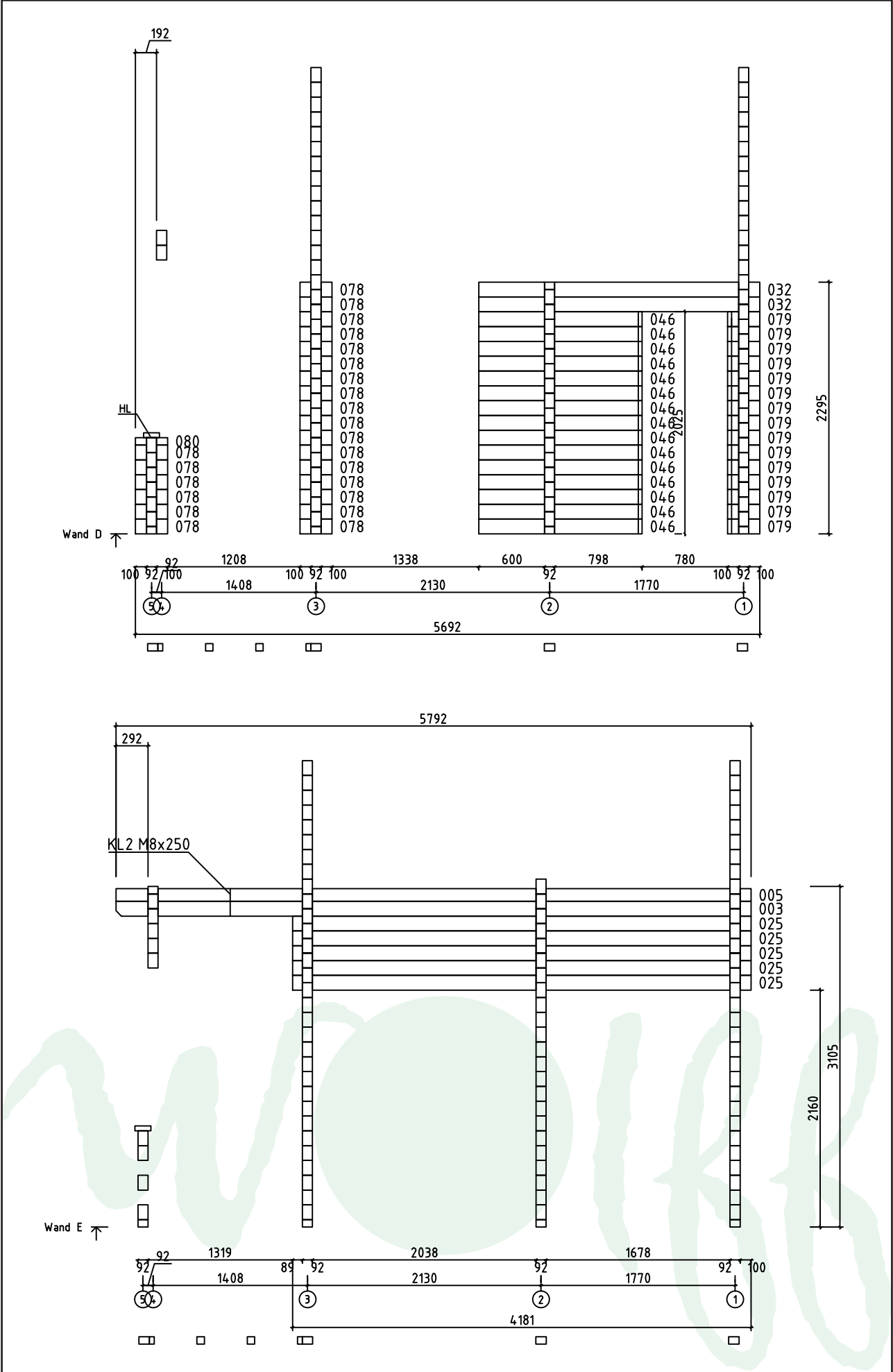
Wandplan 5 und A Sauerland 92-A



Wandpläne B und C Sauerland 92-A



Wandplan D und E Sauerland 92-A



Wandplan F Sauerland 92-A

