

Technische Daten Oslo 34-F XL Klassik / Modern

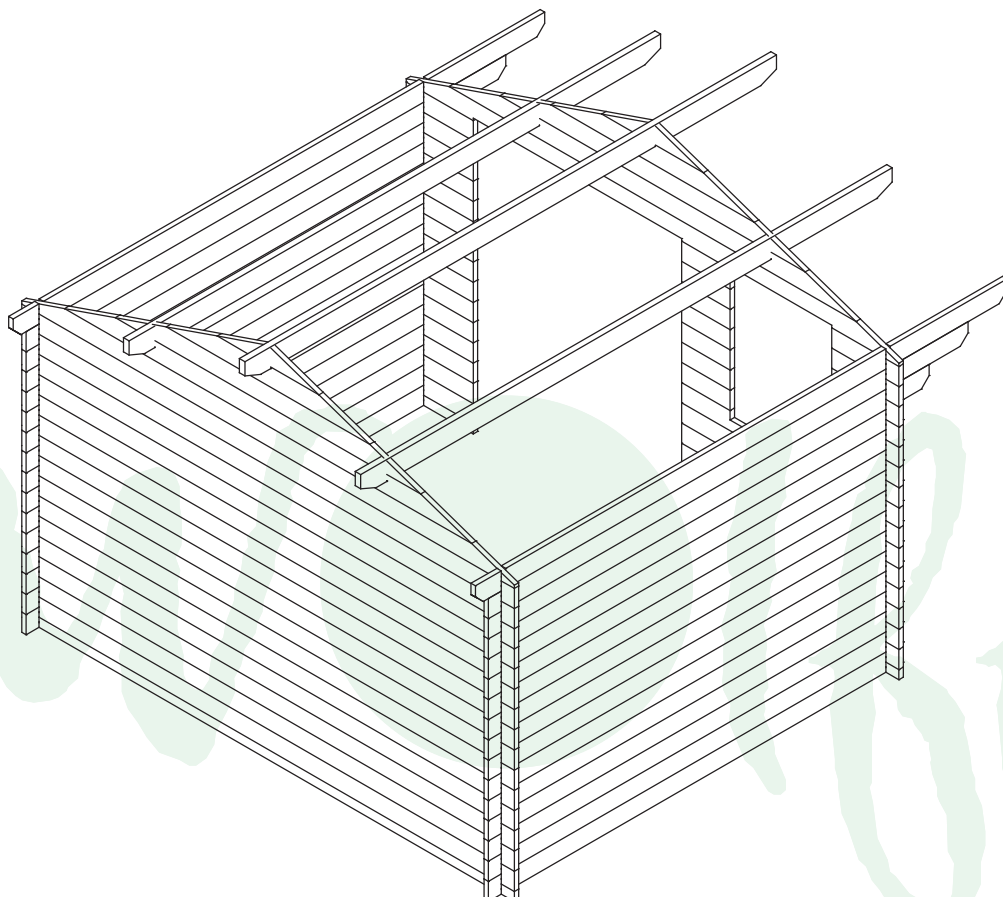
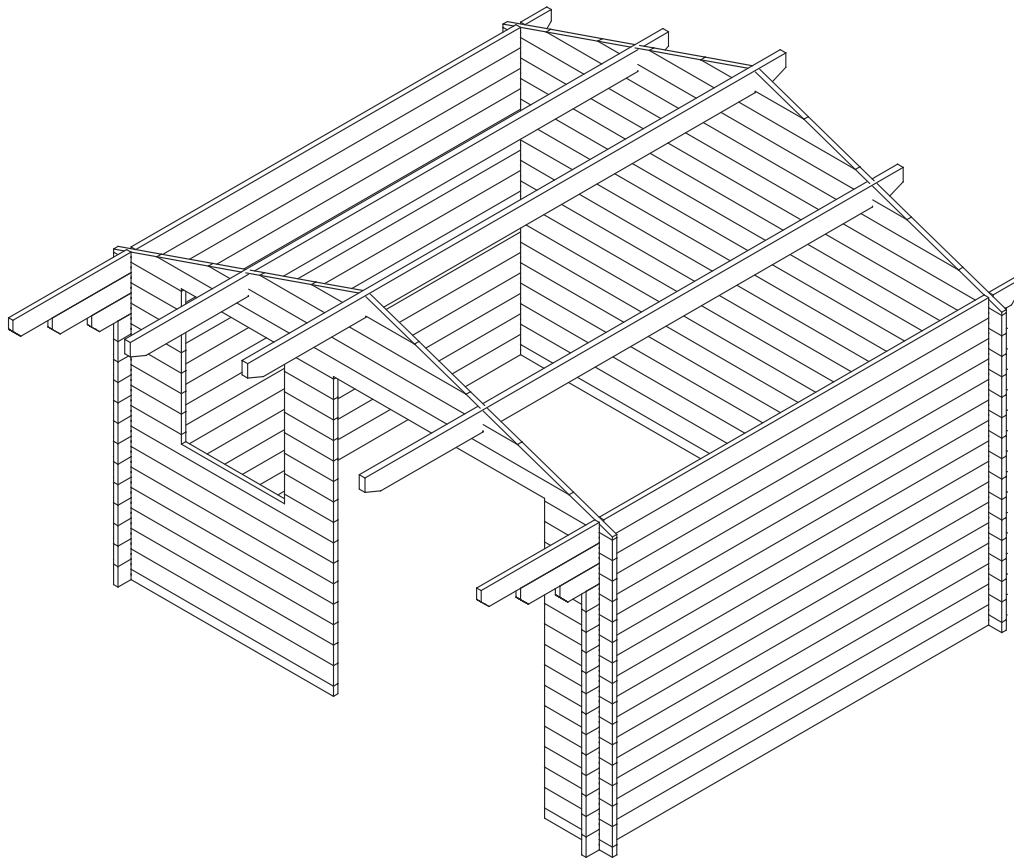
Wandaußenmaß: 360 x 300 cm, Bohlenstärke: 34 mm



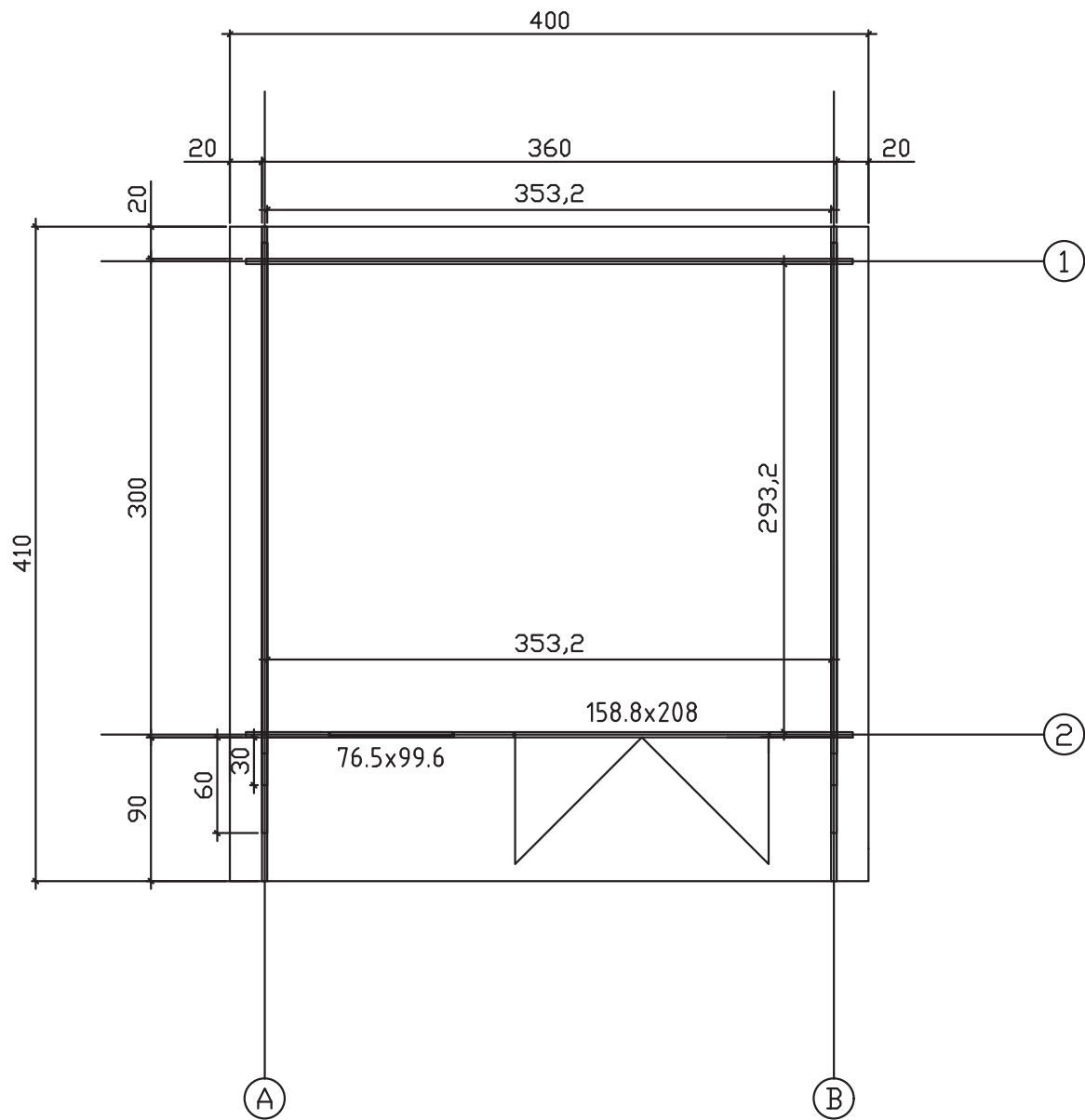
Kontrolliert durch:

Achtung: Alle angegebenen Maße sind ca.-Maße!

3D-Darstellung Oslo 34-F XL Klassik / Modern

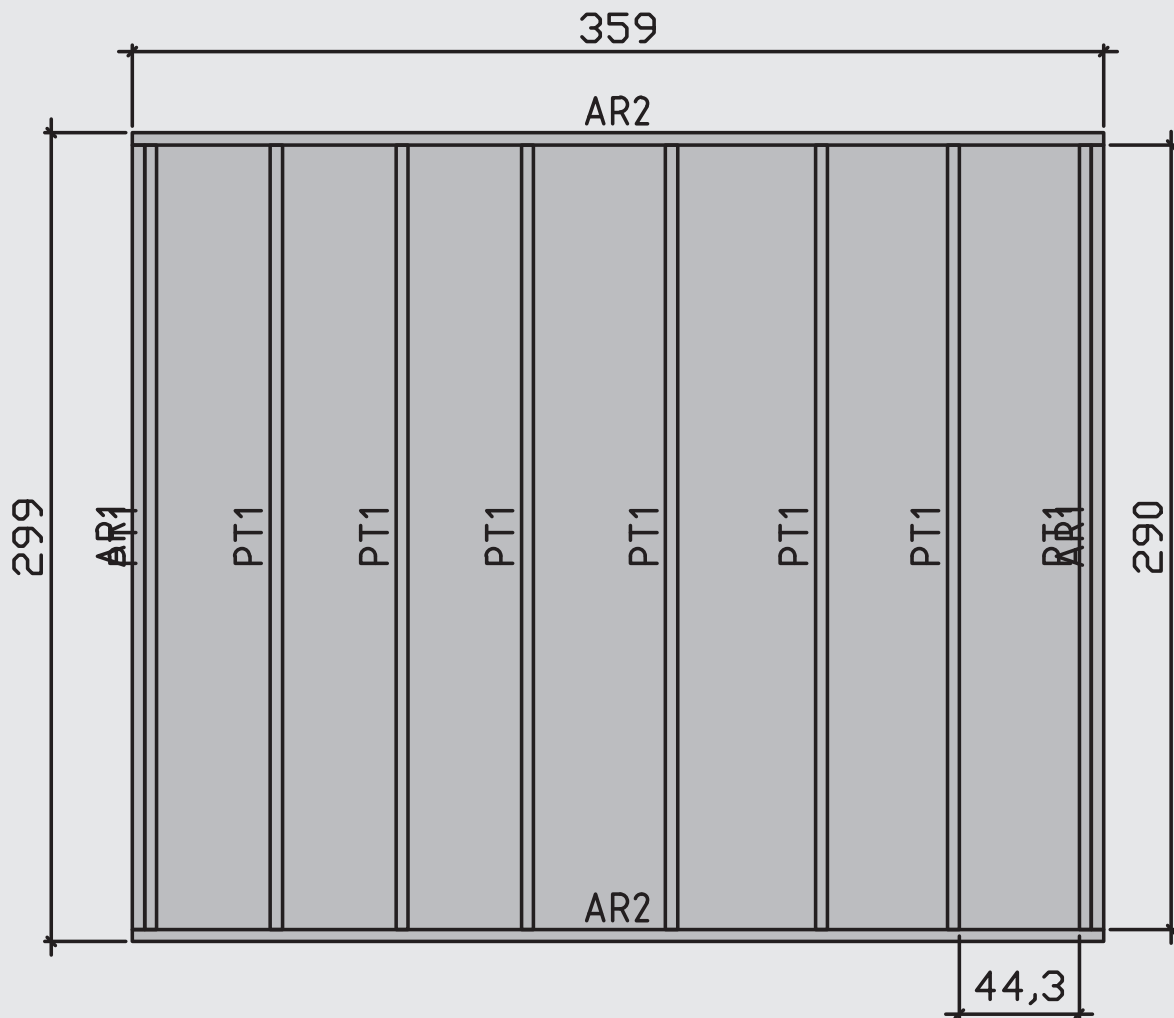


Grundriss Oslo 34-F XL Klassik / Modern



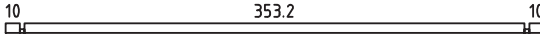
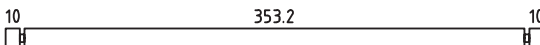
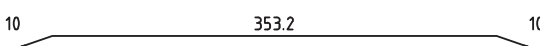


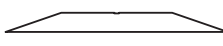

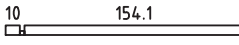

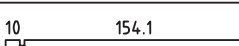

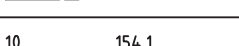

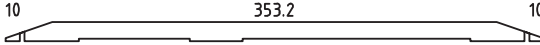
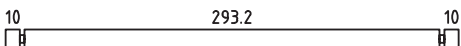









Fundamentplan Oslo 34-F XL Klassik / Modern

Wir empfehlen als Fundament für Ihr Gartenhaus eine vollflächig,
festgegründete gepflasterte oder betonierte Fläche.
Wahlweise ist auch ein Punkt- oder Streifenfundament möglich.






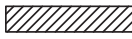













Teileliste 1

Oslo 34-F XL Klassik / Modern

Pos		Pcs	Profile (cm)	Length (cm)
001		1	3.4x6.8	380
002		15	3.4x13.5	380
003		1	3.4x13.5	380
004		2	3.4x13.5	314
005		2	3.4x13.5	235.5
006		2	3.4x13.5	157
007		4	3.4x12.9	37.6
008		1	3.4x6.8	167.5
009		1	3.4x6.8	51.7
010		7	3.4x13.5	167.5
011		22	3.4x13.5	51.7
012		1	3.4x13.5	167.5
013		7	3.4x13.5	37.3
014		1	3.4x13.5	380
015		26	3.4x13.5	320
016		2	3.4x13.5	340
017		2	3.4x13.5	370
018		1	3.4x13.5	410
019		1	3.4x13.5	410
AR2	FOUNDATION/FUNDAMENT/SOLIVE 	2	4.5x7	359
AR1	FOUNDATION/FUNDAMENT/SOLIVE 	2	4.5x7	290
PR1	ROOF BEAM/DACHBAU KFN/P/293.2 	2	4.3x14.5	410
PR2	ROOF BEAM/DACHBAU KFN/P/293.2 	1	4.3x14.5	410
PT1	FOUNDATION/FUNDAMENT/SOLIVE 	8	4.5x7	290
	WINDOW 76.5x99.6	1		

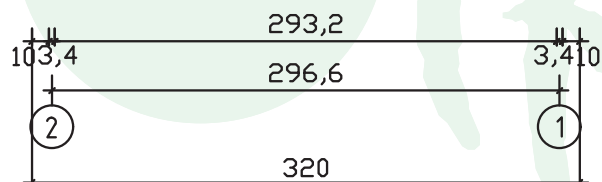
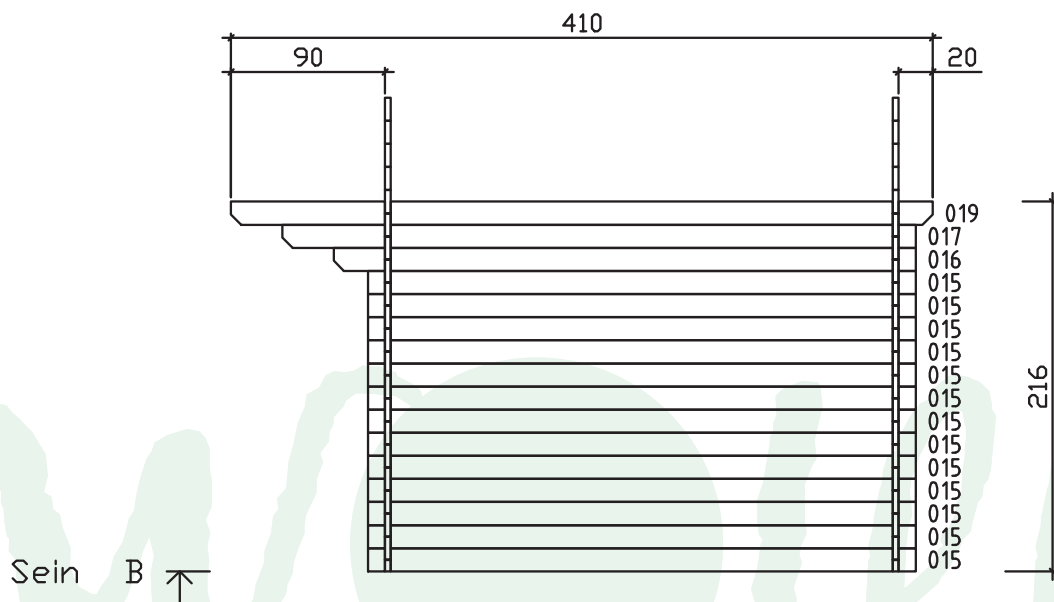
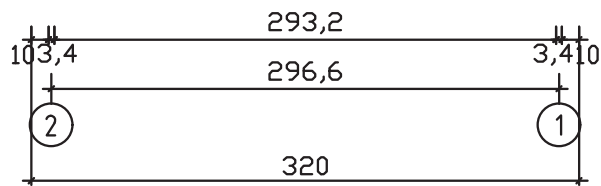
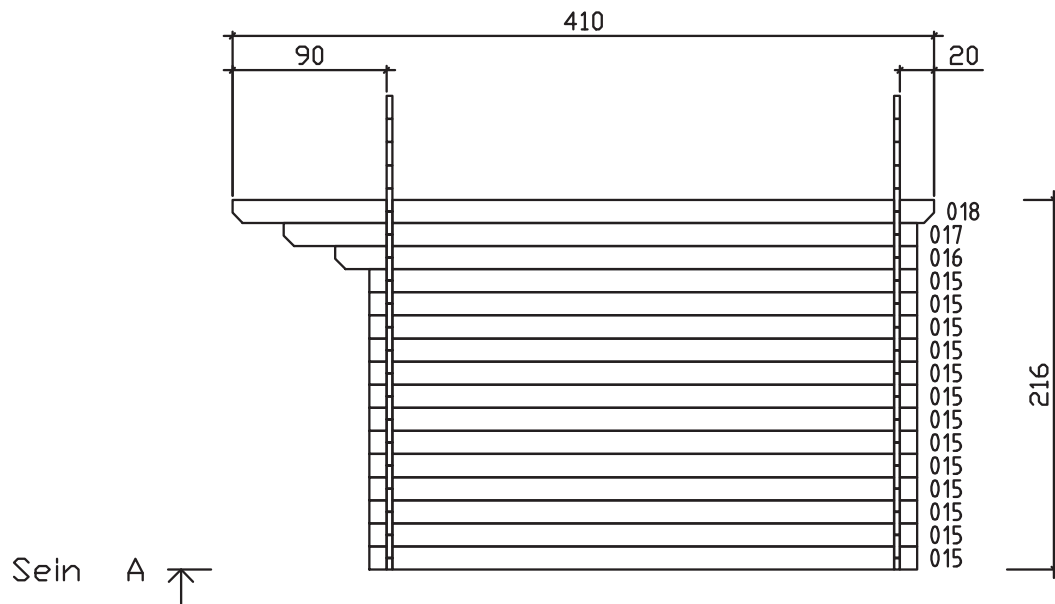
Teileliste 2

Oslo 34-F XL Klassik / Modern

Pos			Pcs	Profile (cm)	Length (cm)
	DOOR 158.8x208		1		
020	FLOOR BOARDS/FUSSBODEN/LAME DE PLANCHER		27	11.2x1.8	352.4
021	ROOF BOARDS/DACHBRETTER/VOLIGE		74 61	11.2x1.8 13.7x1.8	211.5 211.5
022	ROOF EDGE REINFORCEMENT/TRAUFENLEISTE/TASSEAU		2	2.6x3.2	410.0
023	ROOF SIDE BOARDS/TRAUFENBRETT/PLANCHE DE RIVE		2	1.8x9	410.0
024	FASCIA BOARD/GIEBELBLENDE/PLANCHE DE RIVE (FACADE)		4	1.8x12.0	217.2
025	FASCIA BOARD/GIEBELBLENDE/PLANCHE DE RIVE (FACADE)		4	1.8x6.0	217.2
026	PULLER/STURMLEISTEN/GARNITURE SLAT		4	2.6x3.2	200.0
027	STORM EDGE/STURMLEISTEN/STORM MOLDING		4	2.6x3.2	200.0
028	FLOOR EDGE TRIM/FUßLEISTEN/PLINTHE PLANCHER		4	2.0x4.5	353.0
029	DIAMOND/RAUTE/DIAMANT		2	1.8x12	120
030	METAL BOLT/BOLT/BOLT		8	M8	80
031	Shim, Nut/Mutter, U-Scheibe/Écrou, Rondelle - M10 mm - For fixing storm braces/Pour fixer les anti-tempete/Für Sturmleisten		8	M8	
032	Nails/Nägel/Clous 2.5 x 50 mm - For fixing roofboards Befestigung Dachbretter/Pour fixer les voliges		660		
033	Nails/Nägel/Clous 2.0 40 mm - For fixing roofing felt fillet (18 x 90 mm)/ Befestigung Giebelabschlussbrett (18 x 90 mm)/ Pour fixer la latte de finition de la couverture (18 x 90 mm)		20		
034	Screws/Schrauben/Vis 4 x 50 mm - For fixing roof side boards and roof edge reinforcement/Befestigung Traufenbretter und Traufleisten Pour fixer les planches de rive et le tasseau (30 x 34 mm) de renfort		105		
035	Nails/Nägel/Clous 2.5 x 25 mm - For fixing floorboards/ Befestigung Fußbodenbretter/Pour fixer les lames de plancher		52		
036	Nails/Nägel/Clous 1.4 x 40 mm - For fixing floor edge trims (19 x 19 mm)/ Befestigung Fußleisten/Pour fixer les plinthes du plancher (19 x 19 mm)		30		



Wandplan A und B Oslo 34-F XL Klassik / Modern



Montage / Zusatzinformation Oslo 34-F XL Klassik / Modern

