

Technische Daten Nordkap 70-G1

Wandaußenmaß: 530 x 530 cm

Bohlenstärke: 70 mm

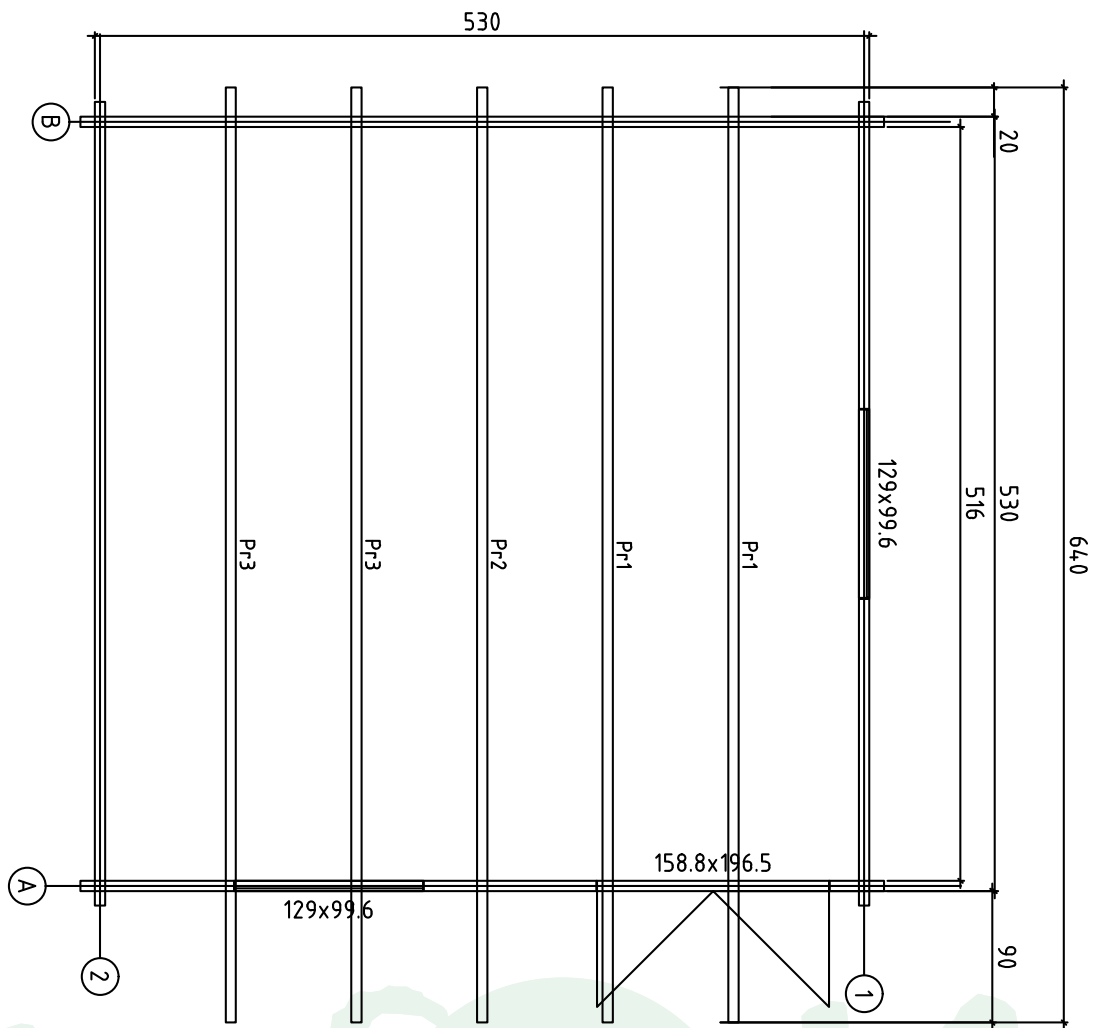
Abbildung Nordkap 70-D



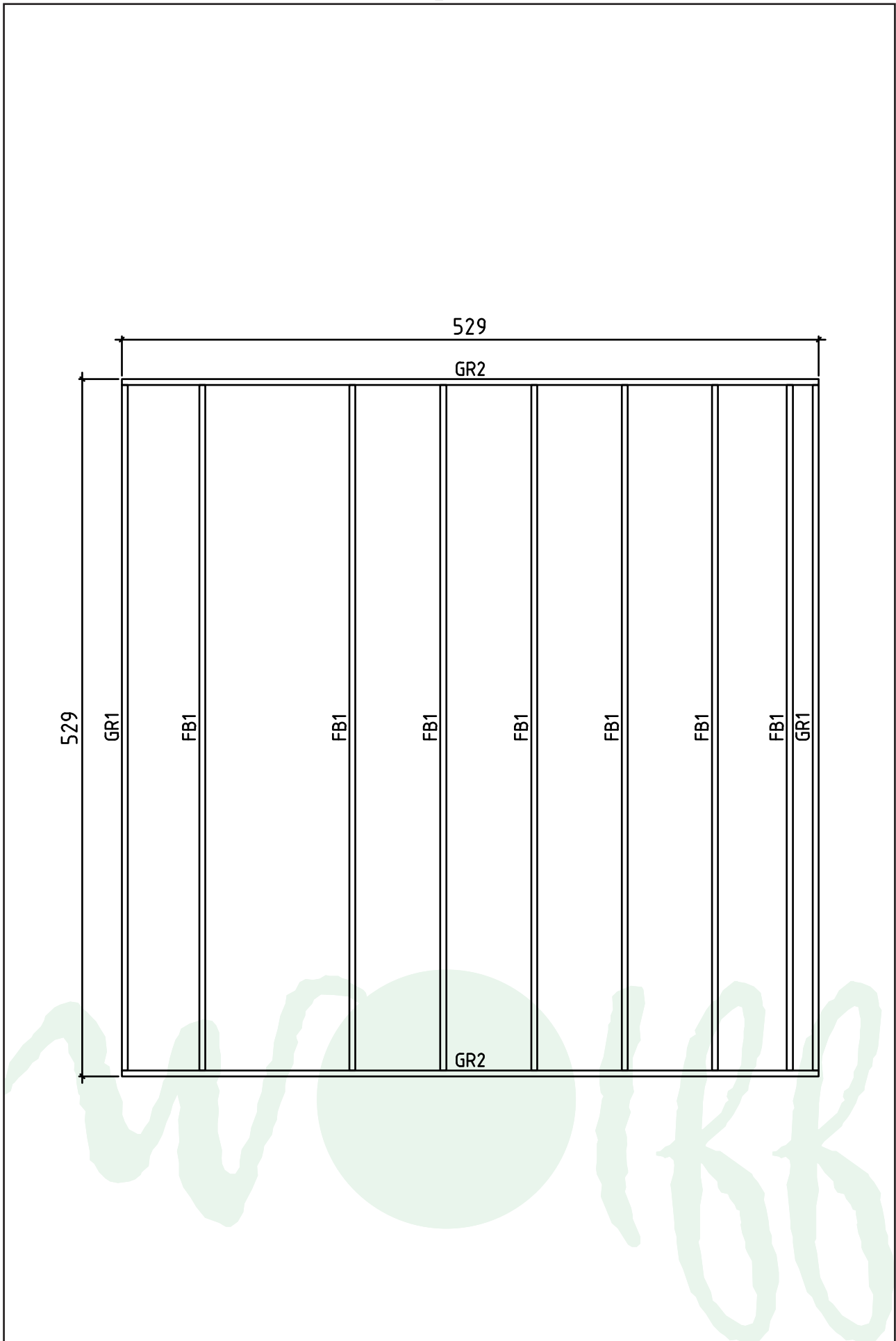
Kontrolliert durch:

Achtung: Alle angegebenen Maße sind ca.-Maße!

Grundriss Nordkap 70-G/1

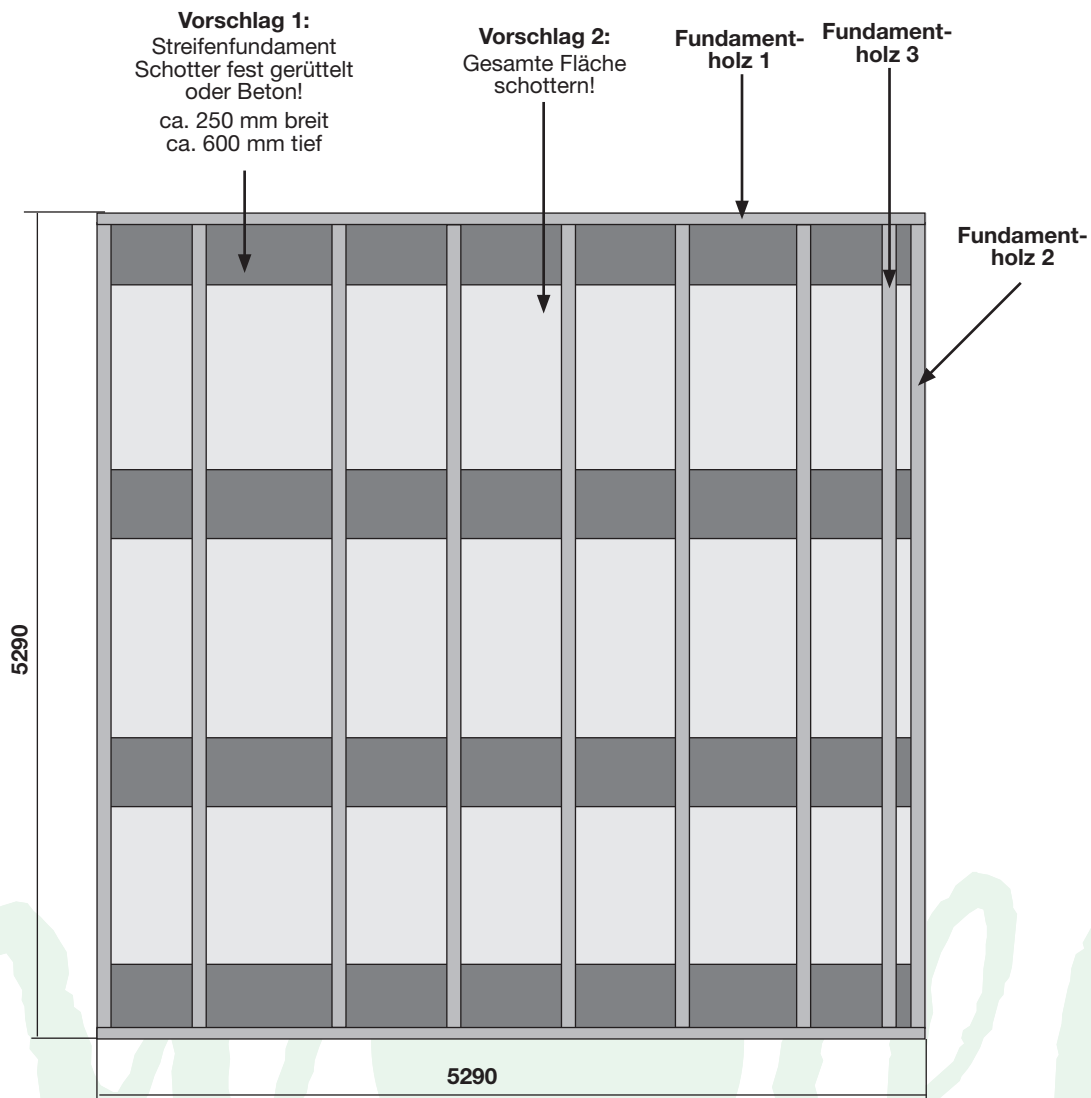


Lagerholzplan Nordkap 70-G/1



Fundamentplan Nordkap 70-G/1






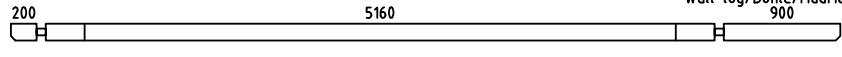
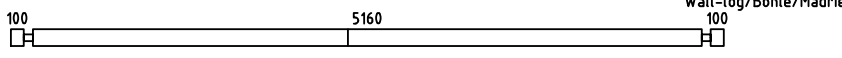




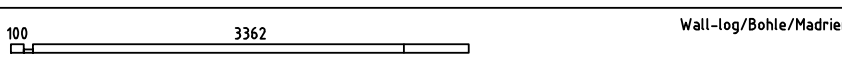

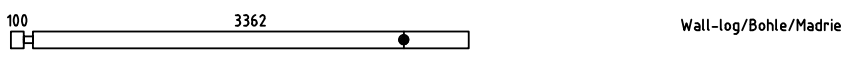

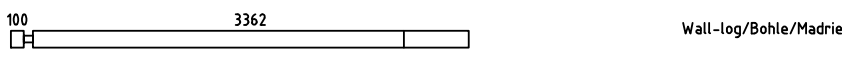


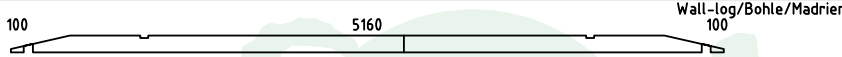


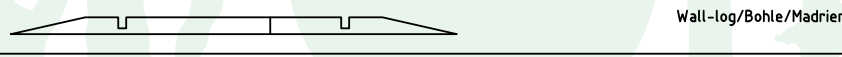



| Haustyp | Anzahl der Fundamenthölzer (B x H x L) |
|----------------|--|
| Nordkap 70-G/1 | Fundamentholz 1: 2 (45 x 90 x 5290 mm) Fundamentholz 2: 2 (45 x 90 x 5200 mm) Fundamentholz 3: 7 (45 x 90 x 5200 mm) |



Dieser Fundamentplan ist ein unverbindlicher Vorschlag und kann individuell verändert werden!

Teileliste 1

Nordkap 70-G/1

| Pos | | Arv | Profiil (mm) | LENGTH (mm) |
|-----|--|-----|--------------|-------------|
| 001 |  | 1 | 70x130 | 5500 |
| 002 |  | 1 | 70x130 | 5500 |
| 003 |  | 5 | 70x130 | 5500 |
| 004 |  | 15 | 70x130 | 2100 |
| 005 |  | 1 | 70x130 | 2450 |
| 006 |  | 1 | 70x130 | 6400 |
| 007 |  | 1 | 70x130 | 5500 |
| 008 |  | 1 | 70x130 | 5500 |
| 009 |  | 12 | 70x130 | 5500 |
| 010 |  | 1 | 70x130 | 5850 |
| 011 |  | 1 | 70x130 | 6400 |
| 012 |  | 1 | 70x65 | 3532 |
| 013 |  | 1 | 70x65 | 370 |
| 014 |  | 1 | 70x130 | 3532 |
| 015 |  | 15 | 70x130 | 370 |
| 016 |  | 6 | 70x130 | 3532 |
| 017 |  | 8 | 70x130 | 1051 |
| 018 |  | 8 | 70x130 | 1181 |
| 019 |  | 1 | 70x130 | 5500 |
| 020 |  | 4 | 70x123 | 543 |
| 021 |  | 1 | 70x130 | 3380 |
| 022 |  | 1 | 70x130 | 3440 |
| 023 |  | 4 | 70x58 | 257 |
| 024 |  | 1 | 70x130 | 1719 |
| 025 |  | 1 | 70x130 | 1147 |













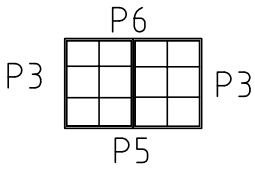
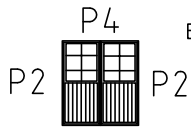











Teileliste 2

Nordkap 70-G/1

| Pos | | Arv | Profil (mm) | LENGHT (mm) |
|-----|---|-----|-------------|-------------|
| 026 | | 1 | 70x65 | 5500 |
| 027 | | 1 | 70x130 | 5500 |
| 028 | | 14 | 70x130 | 5500 |
| 029 | | 1 | 70x130 | 5500 |
| 030 | | 1 | 70x130 | 3380 |
| 031 | | 1 | 70x130 | 3440 |
| 032 | | 1 | 70x130 | 1719 |
| 033 | | 1 | 70x130 | 1147 |
| GR2 | | 2 | 45x90 | 5290 |
| GR1 | | 2 | 45x90 | 5200 |
| FB1 | | 7 | 45x90 | 5200 |
| Pr1 | | 2 | 70x170 | 6400 |
| Pr2 | | 1 | 70x170 | 6400 |
| Pr3 | | 2 | 70x170 | 6400 |
| | WINDOW/FENSTER 1290x996 | 2 | | |
| | DOOR/ TÜR 1588x1965 | 1 | | |
| 1 | Screws/Schrauben/Vis 5x100 mm- For fixing first row of wall logs /Fixierung des ersten Bohlenkranzes/Pour fixer les lamesde plancher | | 6 | |
| 2 | Nails/Nägel/Clous 2.1x50 - For fixing floorboards/ Befestigung Fussbodenbretter/Pour fixer les lames de plancher | | 495 | |
| 3 | Nails/Nägel/Clous 2.1x50 - For fixing roofboards/ Befestigung Dachbretter/Pour fixer les voliges | | 550 | |
| 4 | Nails/Nägel/Clous 2.1x50 - For fixing floor edge trims/ Befestigung Fussleisten/Pour fixer les plinthes du plancher | | 30 | |
| 5 | Nails/Nägel/Clous 2.1x50 - For fixing roofing felt fillet/ Befestigung giebelabschlussbrett/Pour fixer la latte de finition de la couverture | | 20 | |
| 6 | Screws/Schrauben/Vis 3,5x50 mm- For fixing roof side boards and roof edge reinforcement Befestigung Traufenbretter und Traufenleisten Pour fixer les planches de rive et le tasseau de refront | | 44 | |
| 7 | Screws/Schrauben/Vis 3,5x50 mm- For fixing fascia boards and diamonds/ Befestigung Giebelblende und Raute Pour fixer les planches de rive et le diamant | | 28 | |
| 8 | Screws/Schrauben/Vis 3,5x50 mm- For fixing fwindow and door trims/ Befestigung Fenster und türen/ Pour fixer les croisillons des fenestres et des portes | | 68 | |
| 9 | Metal storm Brace/Gewindestange/Tige filetee 10 mm | | 5 | |
| 10 | Shim/Nuts/Mutter_U-Scheibe/Ecrou/Rondelle 10 mm For fixing storm braces/ Pour fixer les anti tempete/ Für Sturmleisten Pour fixer les croisillons des fenestres et des portes Metal storm Brace/Gewindestange/Tige filetee 10 mm KL1-2 M10 2,63 m 2 Screws 180 10pcs. KL3 M10 2,18 m 3 Plastic caps 5 pcs. | | 5/5 | |

Teileliste 3

Nordkap 70-G/1

| POS | ST. | B | H | L | ERKLÄRUNG |
|------|---------------------|------|------|------|---|
| FB1 | Vt. spetsi | | | |  FLOORBEAMS |
| F2 | 26,62m ² | 28 | | 5155 |  FUSSBODENBRETTER 55/42/35 |
| R1 | 5 | 70 | 170 | 6400 |  ROOFBEAMS |
| R2 | 39,29m ² | 20 | | 3070 |  Dachbretter 138/108/88 |
| R3 | 4 | 20 | 120 | 3200 |  Frontboard  |
| R4 | 4 | 45 | 65 | 3200 |  Frontboard fixing board  |
| R5 | 4 | 20 | 120 | 3200 |  Girders facade  |
| R6 | 4 | 20 | 90 | 3200 |  Topboard  |
| WN29 | 2 | 1290 | 996 | |  |
| DR15 | 1 | 1588 | 1965 | |  External door |
| P1 | 22 m | 20 | 40 | |  Floor edge trim |
| P2 | 4 | 20 | 90 | 1945 |  Fixing boards for door  |
| P3 | 8 | 20 | 90 | 1100 |  Fixing boards for door and WN29  |
| P4 | 2 | 20 | 90 | 1890 |  Fixing boards for door DR 15  |
| P5 | 4 | 20 | 90 | 1250 |  Fixing boards for windows WN29  |
| P6 | 4 | 20 | 90 | 1590 |  Fixing boards for windows WN29  |

Wandpläne Nordkap 70-G/1

