

# Nordkap 70-D XL

Wandaußenmaß: 450 x 360 cm

Bohlenstärke: 70 mm

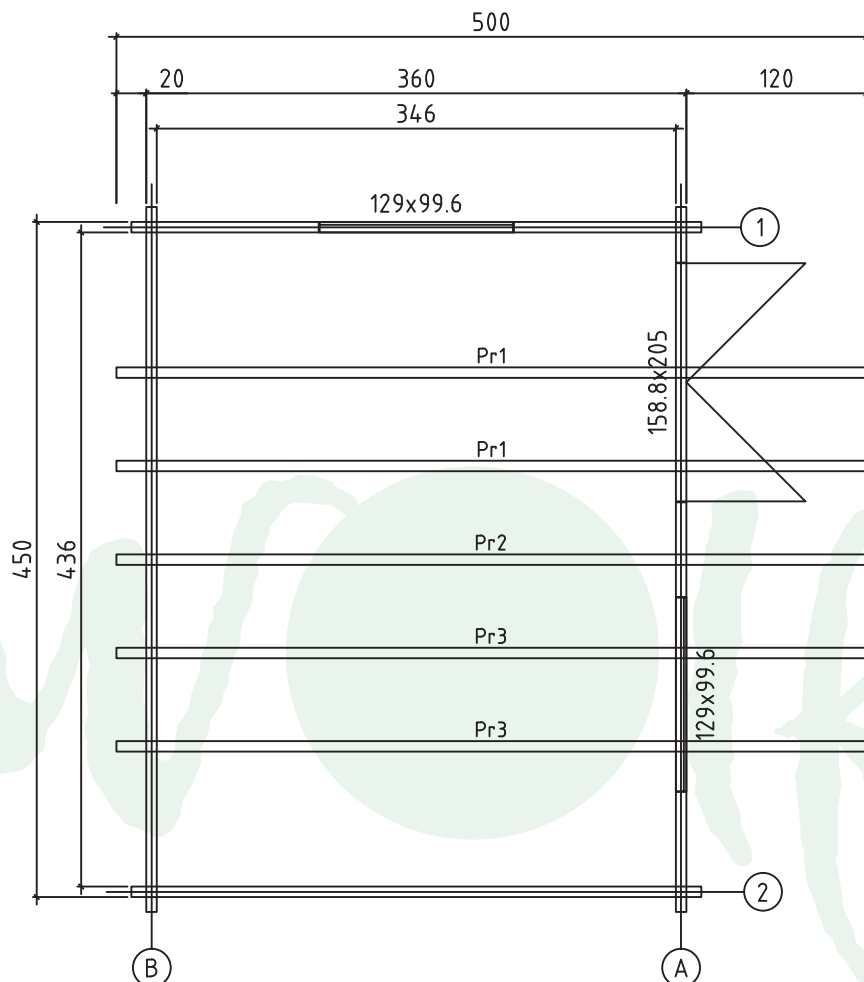
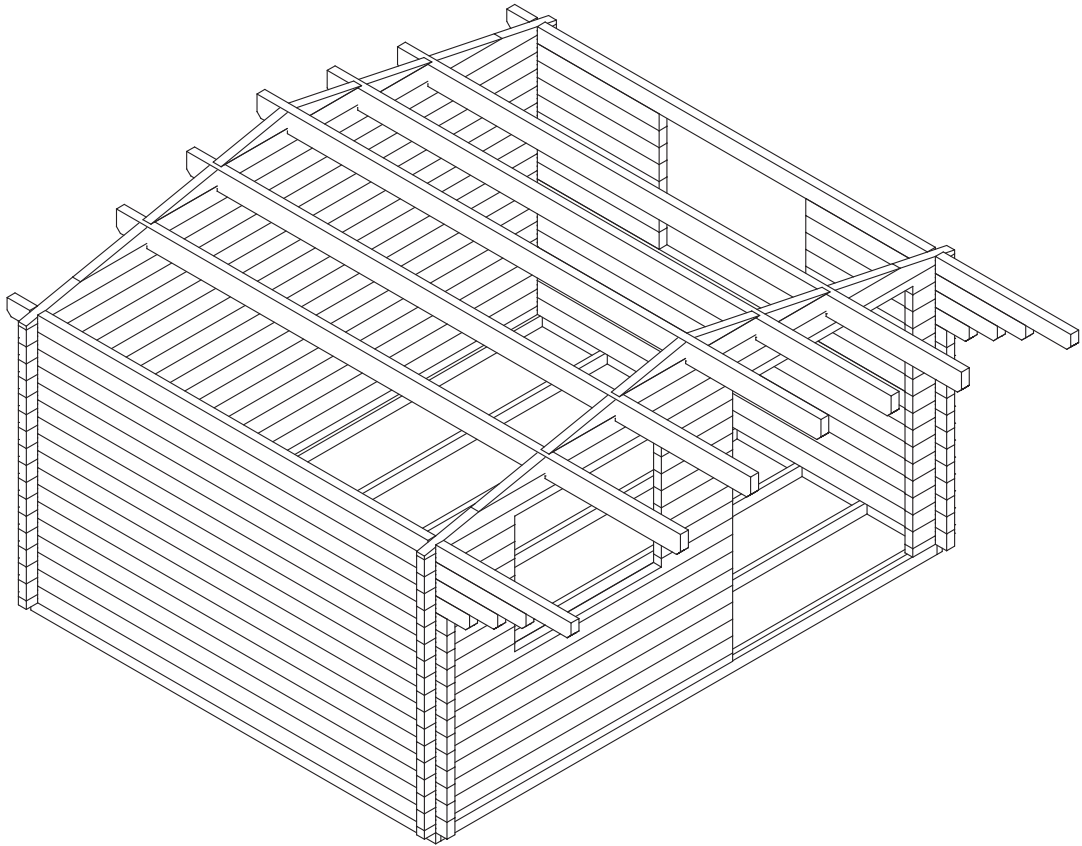


Nordkap 70-D, durch Kunden farblich endbehandelt.

Kontrolliert durch:

Achtung: Alle angegebenen Maße sind ca.-Maße!

# 3D-Darstellung und Grundriss Nordkap 70-D XL



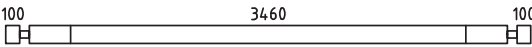
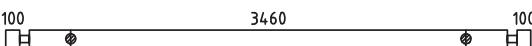






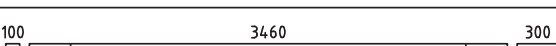
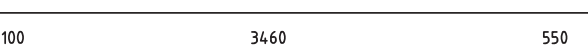







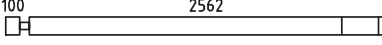



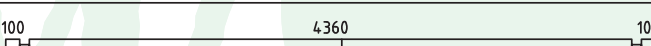



# Lagerholzplan und Fundamentplan Nordkap 70-D XL

Wir empfehlen als Fundament für Ihr Gartenhaus eine vollflächig,  
festgegründete gepflasterte oder betonierte Fläche.  
Wahlweise ist auch ein Punkt- oder Streifenfundament möglich.



# Teileliste 1

## Nordkap 70-D XL

Pos			Profil (mm)	Lenght (mm)
001		2	70x130	3800
002		2	70x130	3800
003		17	70x130	3800
004		13	70x130	1250
005		1	70x130	1450
006		1	70x130	1700
007		1	70x130	1950
008		1	70x130	5000
009		1	70x130	4000
010		1	70x130	4250
011		1	70x130	4500
012		1	70x130	5000
013		1	70x65	2732
014		1	70x65	370
015		1	70x130	2732
016		15	70x130	370
017		6	70x130	2732
018		1	70x130	2732
019		7	70x130	801
020		7	70x130	631
021		1	70x130	4700
022		1	70x130	4700
023		11	70x124	593
024		1	70x130	2431
025		1	70x130	1186



# Teileliste 2

## Nordkap 70-D XL

Pos			Profil (mm)	Lenght (mm)
026		1	70x124	593
027		1	70x65	4700
028		1	70x130	4700
029		15	70x130	4700
030		1	70x130	4700
031		1	70x130	2431
032		1	70x130	1186
GR1		2	45x90	4400
GR2		2	45x90	3590
FB1		7	45x90	4400
Pr1		2	70x170	5000
Pr2		1	70x170	5000
Pr3		2	70x170	5000
	WINDOW 1290x996	2		
	DOOR 1588x2050	1		
1	Screws/Schrauben/Vis 5x100 mm- For fixing first row of wall logs /Fixierung des ersten Bohlenkranzes/Pour fixer les lames de plancher		6	
2	Nails/Nägel/Clous 2.1x50 - For fixing floorboards/ Befestigung Fussbodenbretter/Pour fixer les lames de plancher		350	
3	Nails/Nägel/Clous 2.1x50 - For fixing roofboards/ Befestigung Dachbretter/Pour fixer les voliges		464	
4	Nails/Nägel/Clous 2.1x50 - For fixing floor edge trims/ Befestigung Fussleisten/Pour fixer les plinthes du plancher		30	
5	Nails/Nägel/Clous 2.1x50 - For fixing roofing felt fillet/ Befestigung giebelabschlussbrett/Pour fixer la latte de finition de la couverture		20	
6	Screws/Schrauben/Vis 3,5x50 mm- For fixing roof side boards and roof edge reinforcement Befestigung Traufenbretter und Traufenleisten Pour fixer les planches de rive et le tasseau de refront		44	
7	Screws/Schrauben/Vis 3,5x50 mm- For fixing fascia boards and diamonds/ Befestigung Giebelblende und Raute Pour fixer les planches de rive et le diamant		28	
8	Screws/Schrauben/Vis 3,5x50 mm- For fixing fwindow and door trims/ Befestigung Fenster und türen/ Pour fixer les croisillons des fenetres et des portes		68	















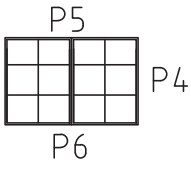
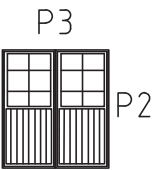











# Teileliste 3

## Nordkap 70-D XL

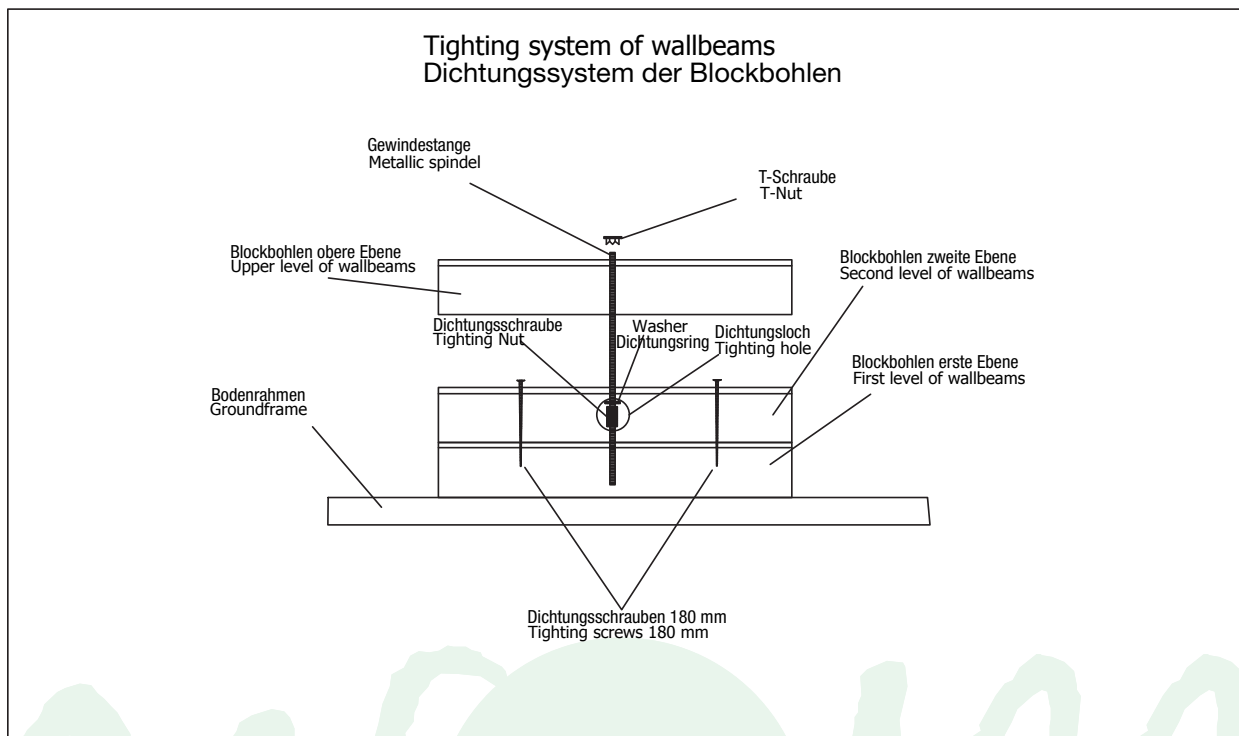
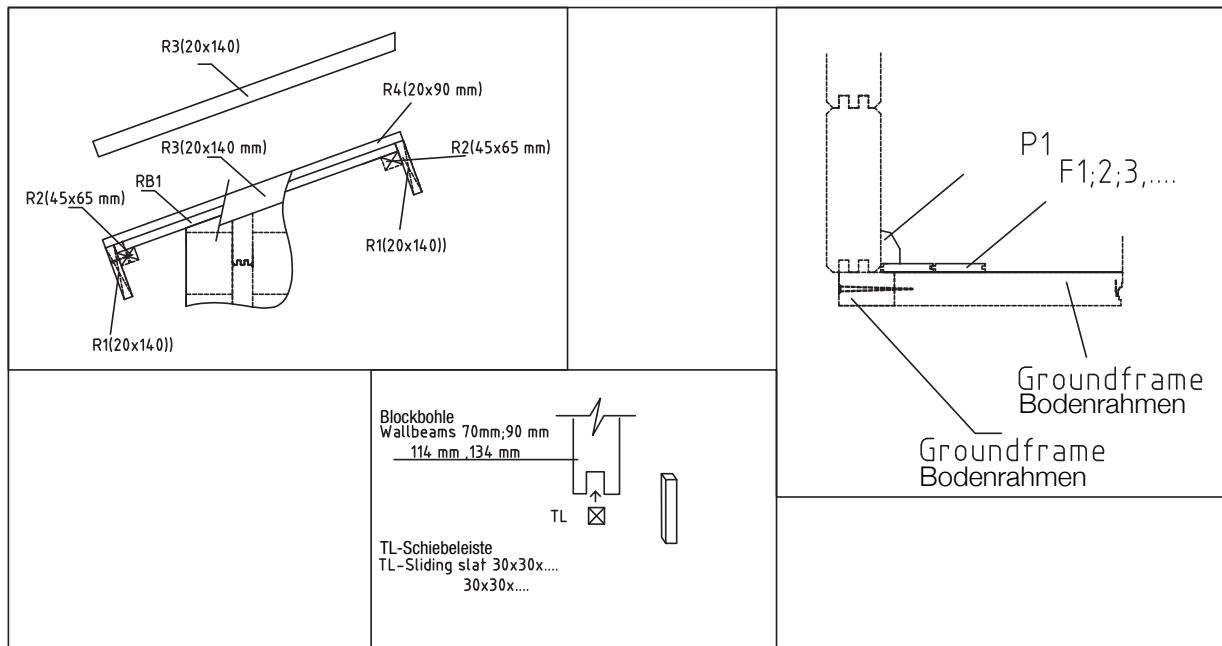
Pos			Profil (mm)	Length (mm)
9	Metal storm Brace/Gewindestange/Tige filetee 10 mm 		6	
10	Shim;Nuts/Mutter ,U-Scheibe/Ecrou;Rondelle 10 mm For fixing storm braces/ Pour fixer les anti tempete/ Für Sturmleisten Pour fixer les croissilons des fenestres et des portes Metal storm Brace/Gewindestange/Tige filetee 10 mm  KL1 M10 2,76 m 1 Screws 180 12 pcs. KL2 M10 2,64 m 1 Plastic caps 6 pcs. KL3 M10 2,31 m 4		6/6	

# Teileliste 4

## Nordkap 70-D XL

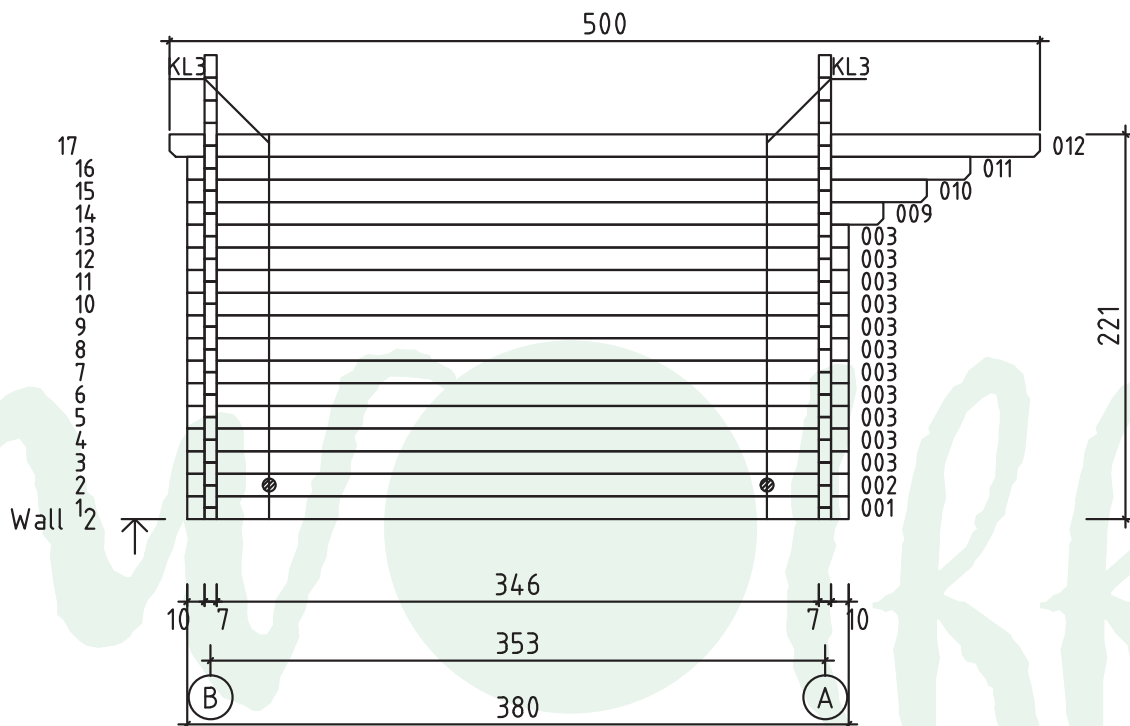
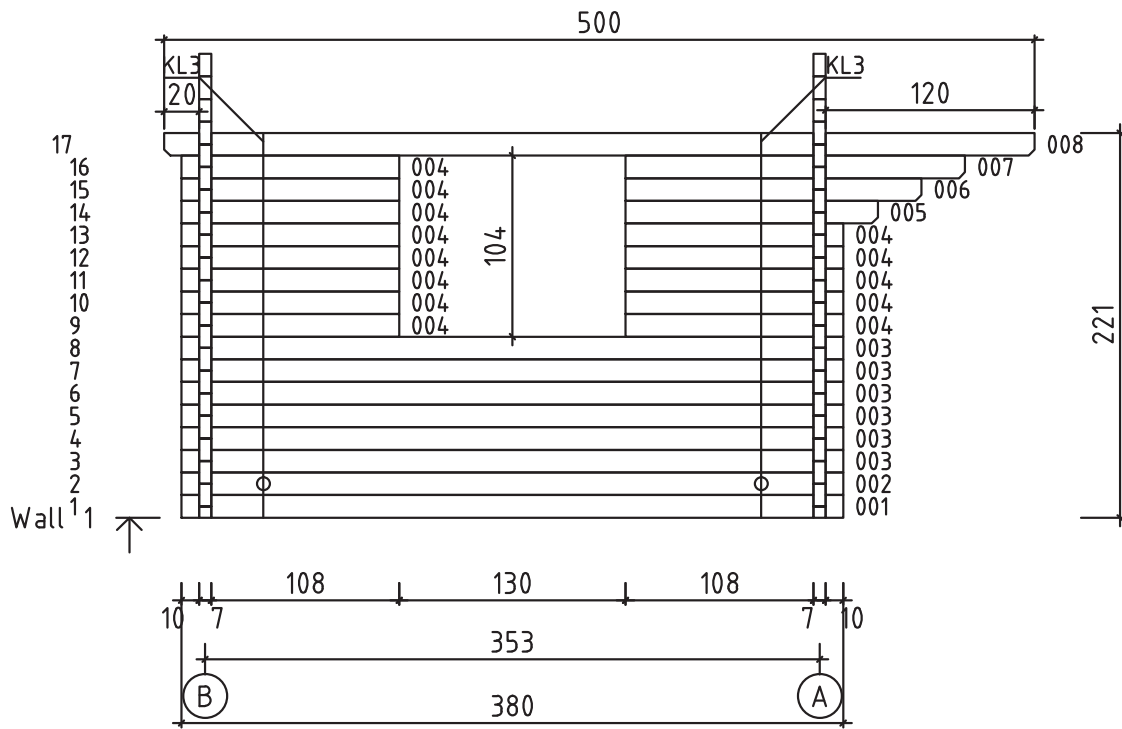
POS	ST.	B	H	L	Teileliste		
FB1	Vt. spetsi					FUNDMENTHOLZER	
F1	15,1m <sup>2</sup>	20		3455		FUSSBODENBRETTER	50/39/32
PR	5	70	170	5000		DACHBALKEN	
RB1	25,54m <sup>2</sup>	20		2554		DACHBRETTER	116/90/74
R1	2	20	120	5000	<i>Vaata katuse kaldenurka</i> 	Traufenbretter	
R2	2	45	65	5000	<i>Vaata katuse kaldenurka</i> 	Traufenbretter	
R3	4	20	120	2750	<i>Vaata katuse kaldenurka</i> 	Giebelabschlussleiste	
R4	4	20	90	2750		Giebelabschlussleiste	
WN13	2	1290	996				
DR16	1	1588	2050				Sliding slats 30x30x1900 mm - 2 pcs. 30x30x800 mm - 2 pcs.
P1	17m	20	40			Fussbodenleiste	
P2	2+2	20	90	2030		Türleiste DR16	
P3	1+1	20	90	1890		Türleiste DR16	
P4	4+4	20	90	1100		Fensterleiste WN13	
P5	2+2	20	90	1590		Fensterleiste WN13	
P6	2+2	20	90	1250		Fensterleiste WN13	

# Detailzeichnungen Nordkap 70-D XL





# Wandplan 1 und 2 Nordkap 70-D XL



# Wandplan A und B Nordkap 70-D XL

