

# Nordkap 70-L XL

Wandaußenmaß: 400 x 500 cm

Bohlenstärke: 70 mm

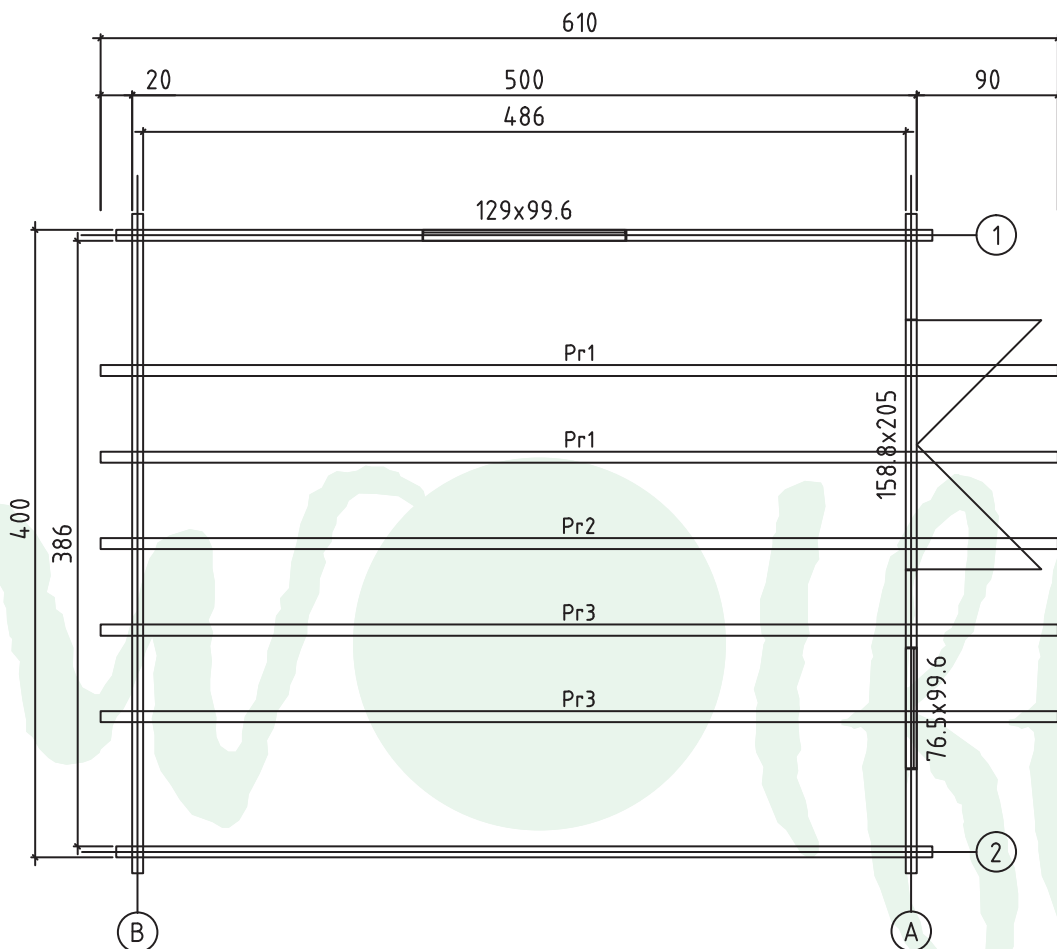
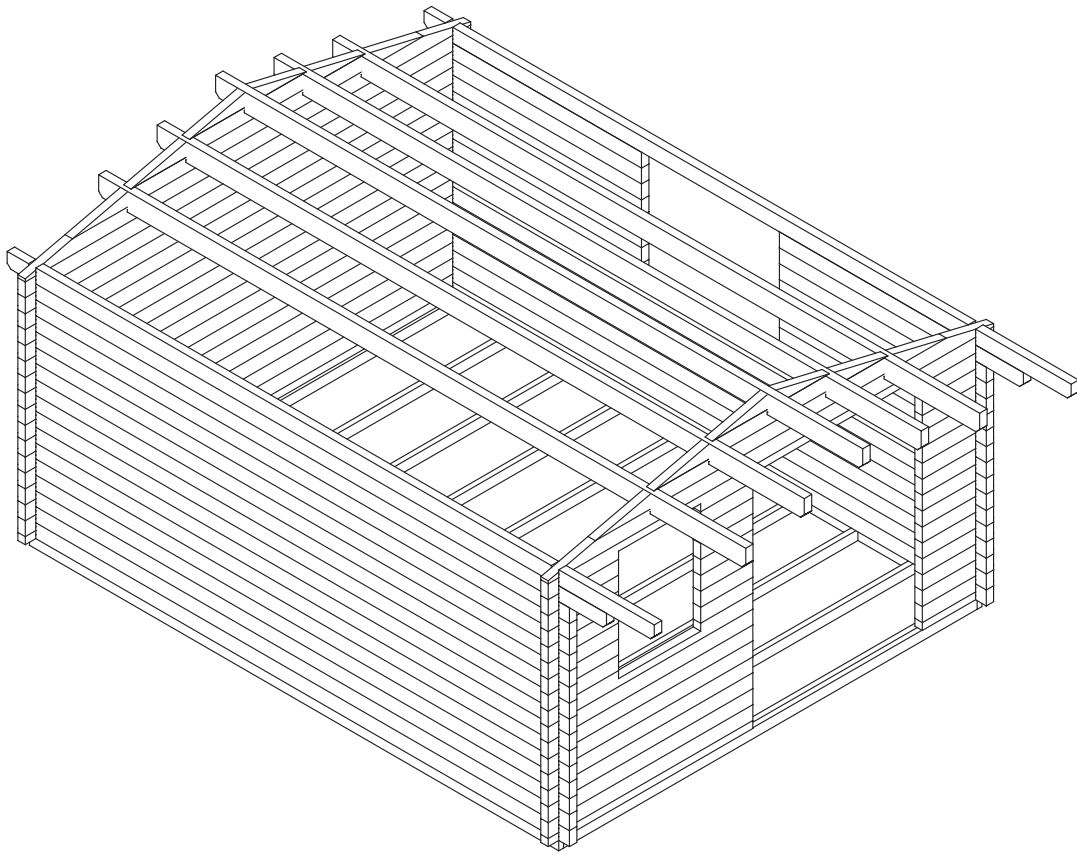


Nordkap 70-L, durch Kunden farblich endbehandelt.

Kontrolliert durch:


Achtung: Alle angegebenen Maße sind ca.-Maße!

# 3D-Darstellung und Grundriss Nordkap 70-L XL




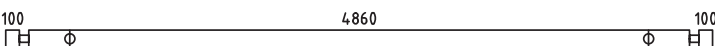












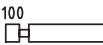










# Lagerholzplan und Fundamentplan Nordkap 70-L XL

Wir empfehlen als Fundament für Ihr Gartenhaus eine vollflächig,  
festgegründete gepflasterte oder betonierte Fläche.  
Wahlweise ist auch ein Punkt- oder Streifenfundament möglich.



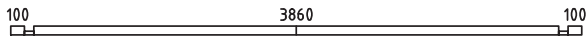
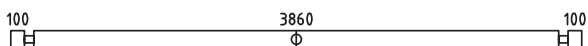
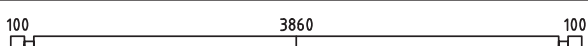
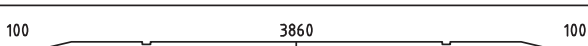
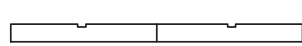




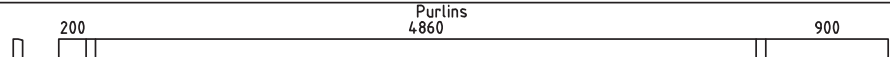
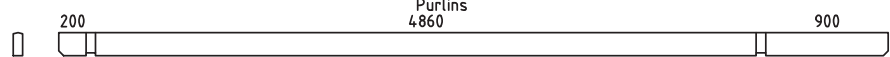
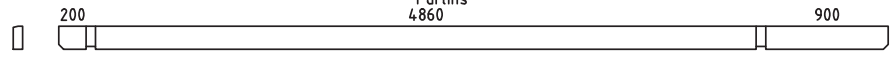








# Teileliste 1

## Nordkap 70-L XL

Pos			Profil (mm)	Lenght (mm)
001		1	70x130	5200
002		1	70x130	5200
003		6	70x130	5200
004		15	70x130	1950
005		1	70x130	2300
006		1	70x130	6100
007		1	70x130	5200
008		1	70x130	5200
009		13	70x130	5200
010		1	70x130	5550
011		1	70x130	6100
012		1	70x65	1930
013		1	70x65	672
014		1	70x130	1930
015		15	70x130	672
016		6	70x130	1930
017		1	70x130	1930
018		7	70x130	663
019		7	70x130	493
020		1	70x130	4200
021		1	70x130	4200
022		11	70x123	521
023		1	70x130	214.6
024		1	70x130	104.3
025		1	70x123	521


# Teileliste 2

## Nordkap 70-L XL

Pos			Profil (mm)	Lenght (mm)
026		1	70x65	4200
027		1	70x130	4200
028		15	70x130	4200
029		1	70x130	4200
030		1	70x130	2146
031		1	70x130	1043
GR2		2	45x90	4990
GR1		2	45x90	3900
FB1		10	45x90	3900
Pr1		2	70x170	6100
Pr2		1	70x170	6100
Pr3		2	70x170	6100
	WINDOW 1290x996	1		
	WINDOW 765x996	1		
	DOOR 1588x2050	1		
1	Screws/Schrauben/Vis 5x100 mm- For fixing first row of wall logs /Fixierung des ersten Bohlenkranzes/Pour fixer les lames de plancher		6	
2	Nails/Nägél/Clous 2.5x50 - For fixing floorboards/ Befestigung Fussbodenbretter/Pour fixer les lames de plancher		360	
3	Nails/Nägél/Clous 2.5x50 - For fixing roofboards/ Befestigung Dachbretter/Pour fixer les voliges		500	
4	Nails/Nägél/Clous 2.5x50 - For fixing floor edge trims/ Befestigung Fussleisten/Pour fixer les plinthes du plancher		30	
5	Nails/Nägél/Clous 2.5x50 - For fixing roofing felt fillet/ Befestigung giebelabschlussbrett/Pour fixer la latte de finition de la couverture		20	
6	Screws/Schrauben/Vis 2,5x50 mm- For fixing roof side boards and roof edge reinforcement Befestigung Traufenbretter und Traufenleisten Pour fixer les planches de rive et le tasseau de refront		44	
7	Screws/Schrauben/Vis 2,5x50 mm- For fixing fascia boards and diamonds/ Befestigung Giebelblende und Raufe Pour fixer les planches de rive et le diamant		28	
8	Screws/Schrauben/Vis 2,5x50 mm- For fixing fwindow and door trims/ Befestigung Fenster und türen/ Pour fixer les croisillons des fenetres et des portes		44	













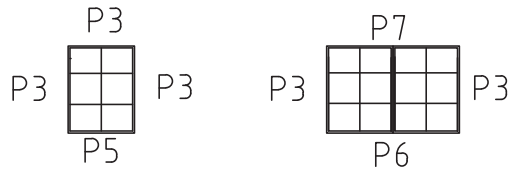
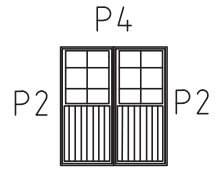













# Teileliste 3

## Nordkap 70-L XL

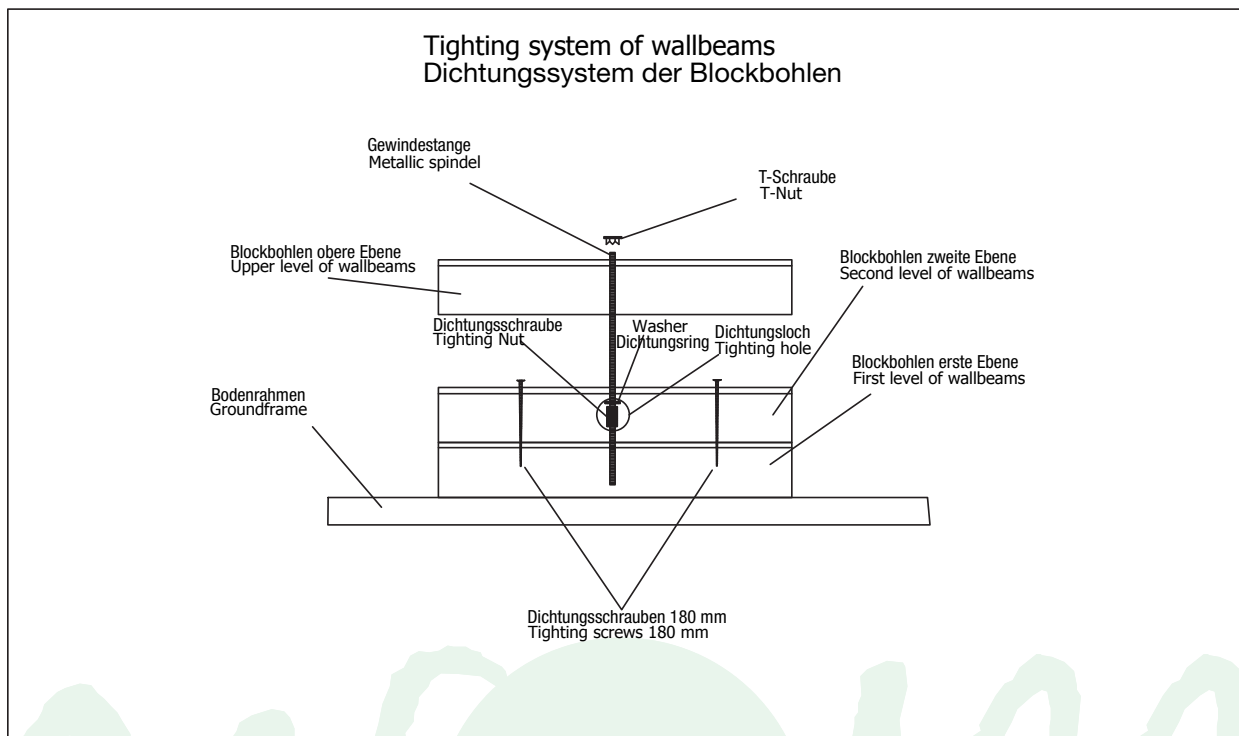
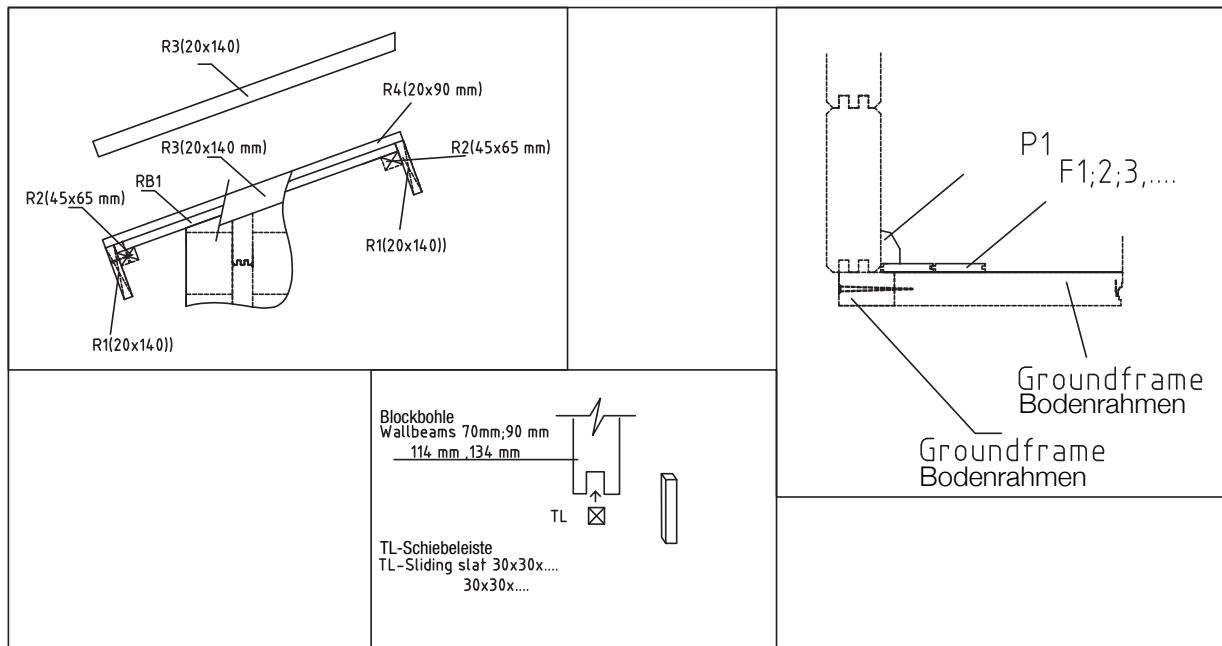
Pos		Profil (mm)	Lenght (mm)
9	Metal storm Brace/Gewindestange/Tige filetee 10 mm 	5	
10	Shim,Nuts/Mutter ,U-Scheibe/Ecrou,Rondelle 10 mm For fixing storm braces/ Pour fixer les anti tempete/ Für Sturmleisten Pour fixer les croissilons des fenestres et des portes Metal storm Brace/Gewindestange/Tige filetee 10 mm 	5/5	
	KL1 M10 2,64 1 Plastic caps 5 pcs, KL2 M10 2,76 1 Screws 180 10 pcs. KL3 M10 2,31 3		

# Teileliste 4

## Nordkap 70-L XL

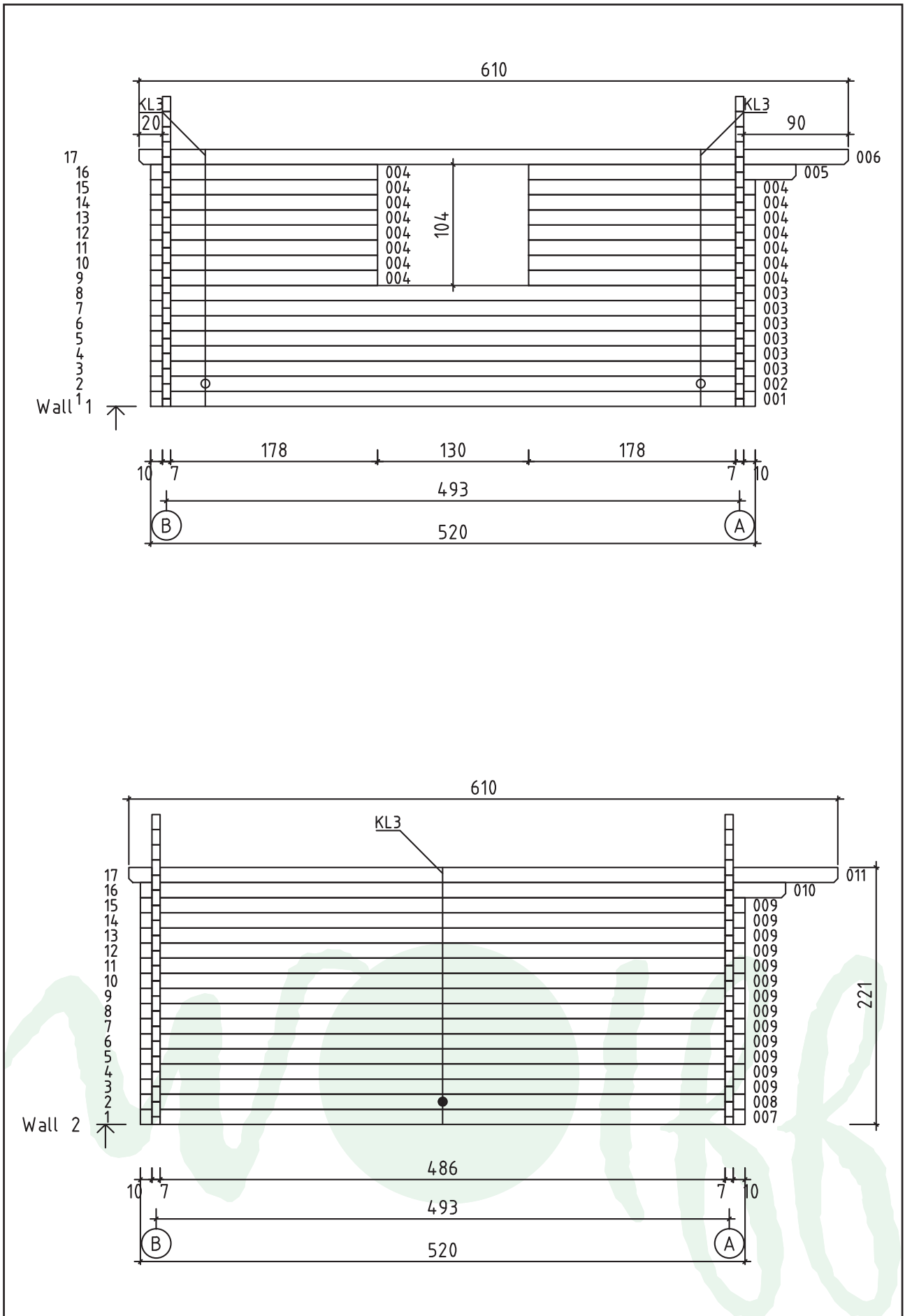
POS	ST.	B	H	L	ERKLÄRUNG
FB1	Vt. spetsi				 Fundamentholzer
F1	18,75 m	228		4855	 Fussbodenbretter 45/34/28
PR	5	70	170	6100	 Dachbalken
RB1	28,24 m <sup>2</sup>	20		2315	 Dachbretter 125/95/73
R1	4	20	120	3050	<i>Vaata katuse kaldenurka</i>  Traufenbrettert 
R2	4	45	65	3050	<i>Vaata katuse kaldenurka</i>  Traufenbretter 
R3	4	20	120	2500	<i>Vaata katuse kaldenurka</i>  Giebelblende 
R4	4	20	90	2500	 Giebelblende 
WN07 WN13	1 1	765 1290	996 996		
DR16	1	1588	2050		 Sliding slats 30x30x1900 mm - 2 pcs. 30x30x800 mm - 2 pcs.
P1	19m	20	40		 Fussbodenleiste
P2	2+2	20	90	2030	 Türleiste DR16 
P3	10	20	90	1100	 Fensterleiste WN13; WN07 
P4	1+1	20	90	1890	 Türleiste DR16 
P5	1+1	20	90	725	 Fensterleiste WN07 
P6	1+1	20	90	1250	 Fensterleiste WN13 
P7	1+1	20	90	1590	 Fensterleiste WN13 

# Detailzeichnungen Nordkap 70-L XL





# Wandplan 1 und 2 Nordkap 70-L XL



# Wandplan A und B Nordkap 70-L XL

