

Hammerfest 70-F XL

Wandaußenmaß: 500 x 500 cm

Bohlenstärke: 70 mm

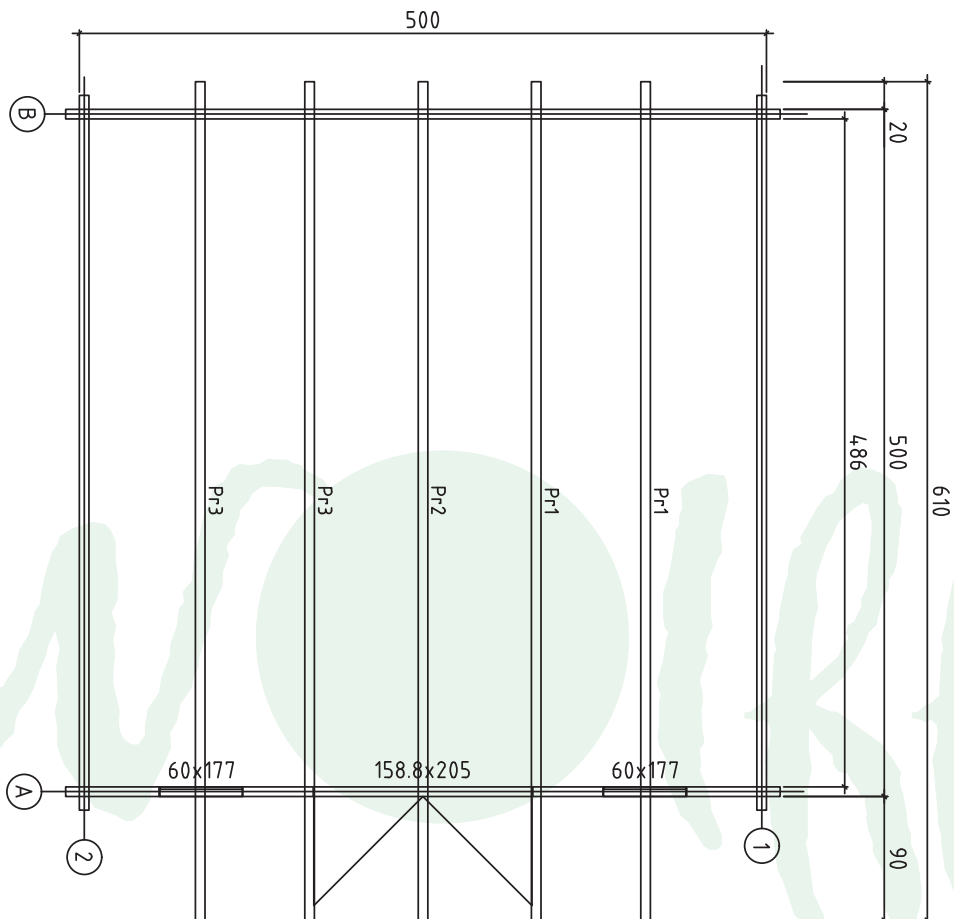
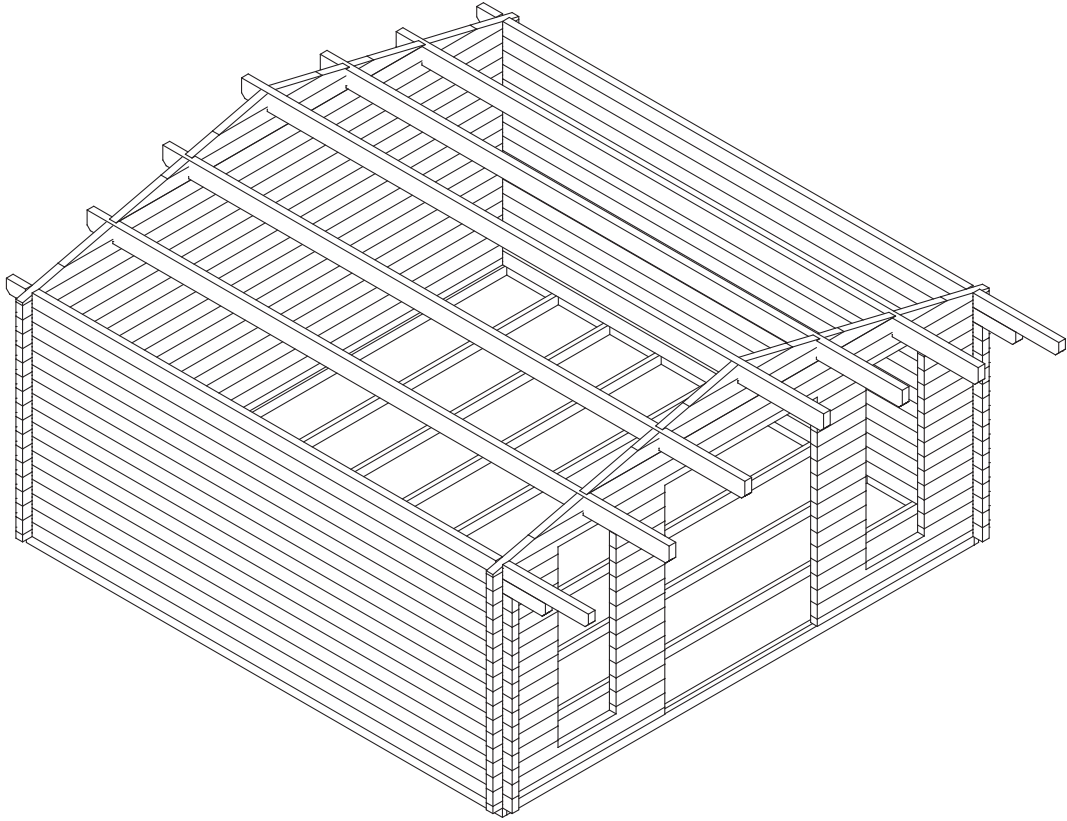


Durch Kunden farblich endbehandelt

Kontrolliert durch:

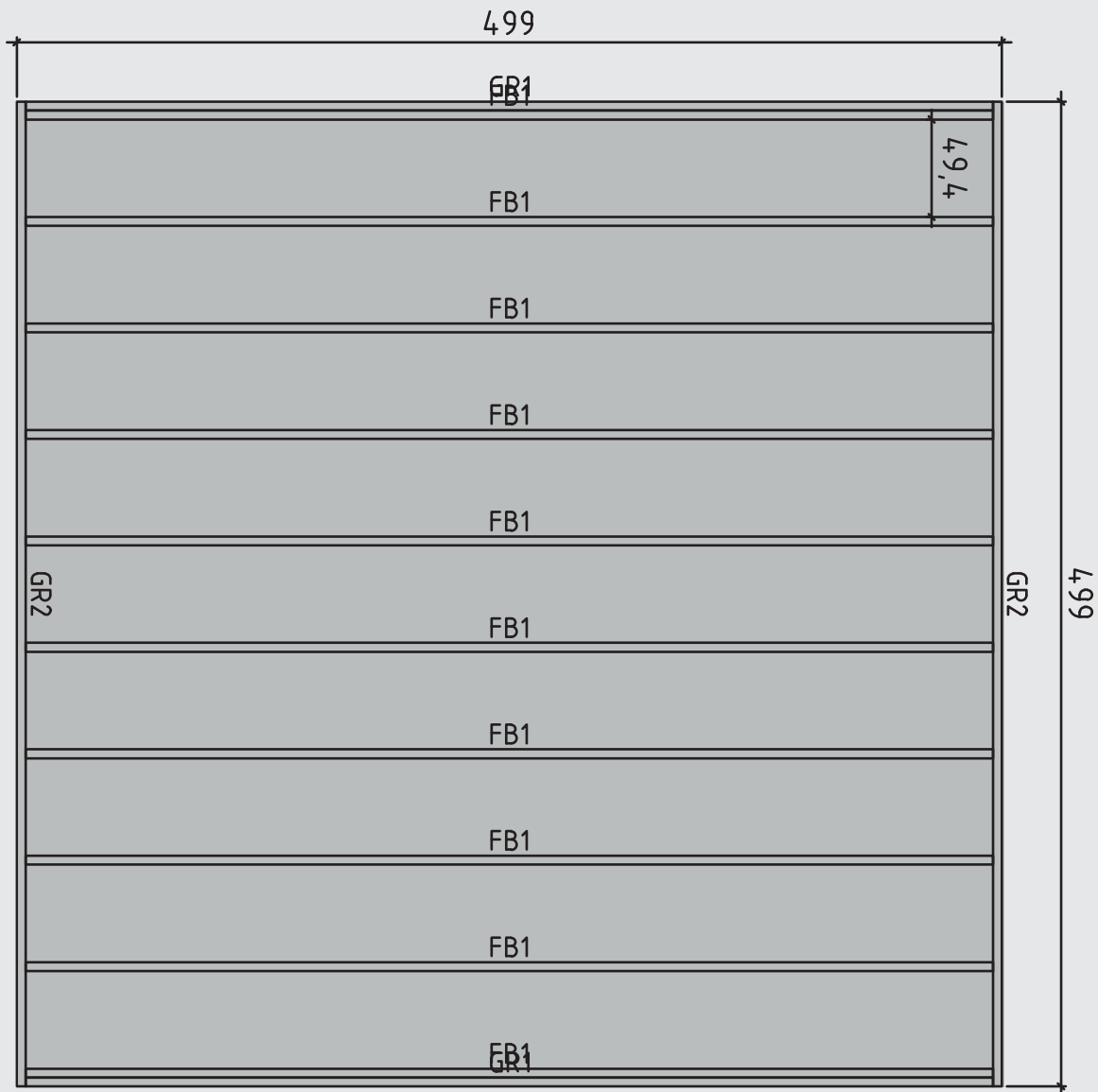
Achtung: Alle angegebenen Maße sind ca.-Maße!

3D-Darstellung und Grundriss Hammerfest 70-F XL




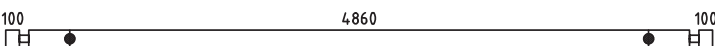










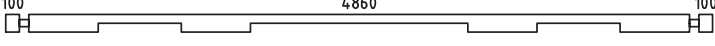







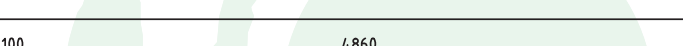




Lagerholzplan und Fundamentplan Hammerfest 70-F XL

Wir empfehlen als Fundament für Ihr Gartenhaus eine vollflächig,
festgegründete gepflasterte oder betonierte Fläche.
Wahlweise ist auch ein Punkt- oder Streifenfundament möglich.



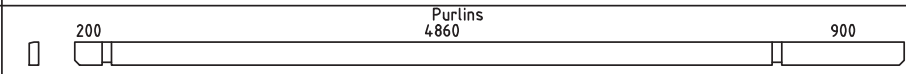










Teileliste 1

Hammerfest 70-F XL

Pos			Profil (mm)	Lenght (mm)
001			70x130	5200
002			70x130	5200
003			70x130	5200
004			70x130	5550
005			70x130	6100
006			70x130	6100
007			70x65	1801
008			70x130	1801
009			70x130	1801
010			70x130	681
011			70x130	510
012			70x130	5200
013			70x130	5200
014			70x123	510
015			70x130	3180
016			70x130	3240
017			70x54	225
018			70x130	1650
019			70x65	5200
020			70x130	5200
GR2	GROUNDFRAME		45x90	4990
GR1	GROUNDFRAME		45x90	4900
FB1	FLOORBEAMS		45x90	4900
Pr1		Purlins 4860	70x170	6100
Pr2		Purlins 4860	70x170	6100

Teileliste 2

Hammerfest 70-F XL

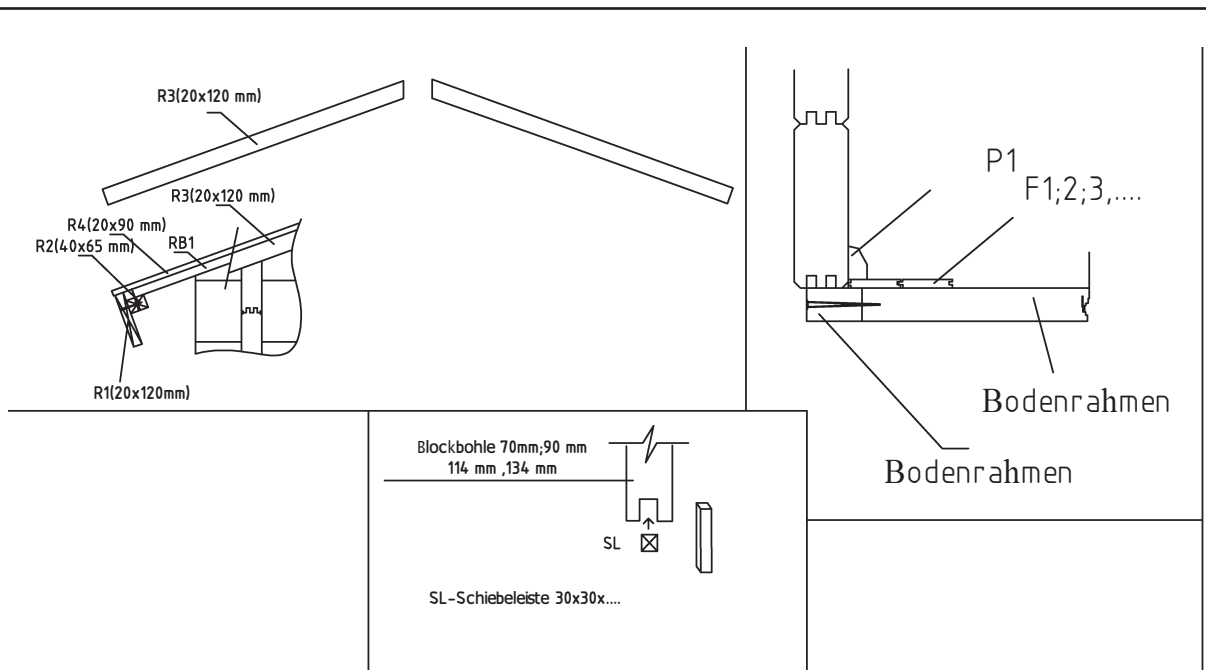
Pos			Profil (mm)	Lenght (mm)
Pr3			70x170	6100
	WINDOW 600x1770		2	
	DOOR 1588x2050		1	
1	Screws/Schrauben/Vis 5x100 mm- For fixing first row of wall logs /Fixierung des ersten Bohlenkranzes/Pour fixer les lamesde plancher		6	
2	Nails/Nägel/Clous 2.1x50 - For fixing floorboards/ Befestigung Fussbodenbretter/Pour fixer les lames de plancher		495	
3	Nails/Nägel/Clous 2.1x50 - For fixing roofboards/ Befestigung Dachbretter/Pour fixer les voliges		550	
4	Nails/Nägel/Clous 2.1x50 - For fixing floor edge trims/ Befestigung Fussleisten/Pour fixer les plinthes du plancher		30	
5	Nails/Nägel/Clous 2.1x50 - For fixing roofing felt fillet/ Befestigung giebelabschlussbrett/Pour fixer la latte de finition de la couverture		20	
6	Screws/Schrauben/Vis 3,5x50 mm- For fixing roof side boards and roof edge reinforcement Befestigung Traufenbretter und Traufenleisten Pour fixer les planches de rive et le tasseau de refront		44	
7	Screws/Schrauben/Vis 3,5x50 mm- For fixing fascia boards and diamonds/ Befestigung Giebelblende und Raute Pour fixer les planches de rive et le diamant		28	
8	Screws/Schrauben/Vis 3,5x50 mm- For fixing fwindow and door trims/ Befestigung Fenster und türen/ Pour fixer les croisillons des fenetres et des portes		68	
9	Metal storm Brace/Gewindestange/Tige filetee 10 mm		4	
10	Shim,Nuts/Mutter ,U-Scheibe/Ecrou,Rondelle 10 mm For fixing storm braces/ Pour fixer les anti tempeête/ Für Sturmleisten Pour fixer les croisillons des fenetres et des portes		4 / 4	
	Metal storm Brace/Gewindestange/Tige filetee 10 mm KLI M10 2,31 m 4 Screws 180 8 pcs. Plastic caps 4 pcs.			

Teileliste 3

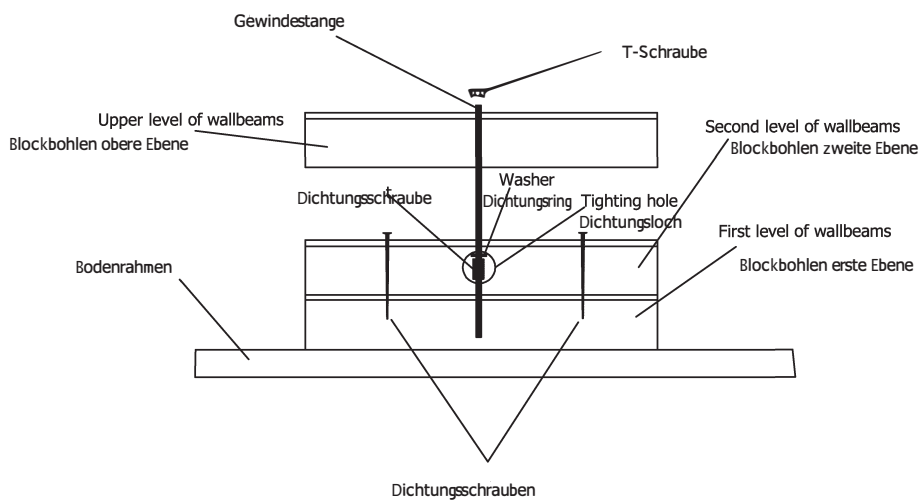
Hammerfest 70-F XL

POS	ST.	B	H	L	ERKLÄRUNG
FB1	Vt. spetsi				FLOORBEAMS
F1	23,61m ²	28		4855	FUSSBODENBRETTER 55/42/35
PR	5	70	170	6100	ROOFBEAMS
RB1	34,52m ²	20		2830	Dachbretter 138/108/88
R1	4	20	120	3050	<i>Vaata katuse kaldenurka</i> Frontboard
R2	4	45	65	3050	<i>Vaata katuse kaldenurka</i> Frontboard fixing board
R3	4	20	120	3000	<i>Vaata katuse kaldenurka</i> Girders facade
R4	4	20	90	3000	Topboard
WN06	2	600	1770		<p style="margin: 0;">Sliding slats 30x30x1575 mm - 4 pcs.</p>
DR16	1	1588	2050		
P1	21m	20	40		Floor edge trim
P2	6+6	20	90	2030	Türleiste DR 16, Fensterleiste WN 06
P3	2+2	20	90	900	Fensterleiste WN 06
P4	2+2	20	90	540 570	Fensterleiste WN 06
P5	1+1	20	90	1890	Türleiste DR 16

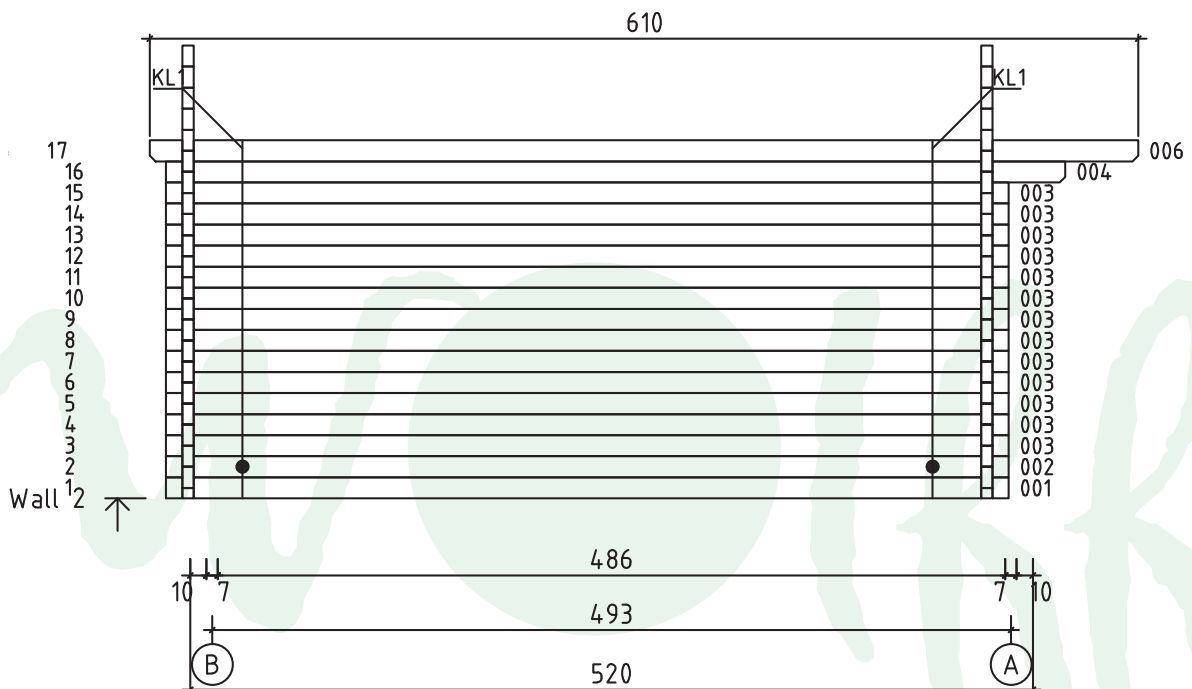

Detailzeichnungen Hammerfest 70-F XL



Dichtungssystem der Blockbohlen



Wandplan 1 und 2 Hammerfest 70-F XL



Wandplan A und B Hammerfest 70-F XL

